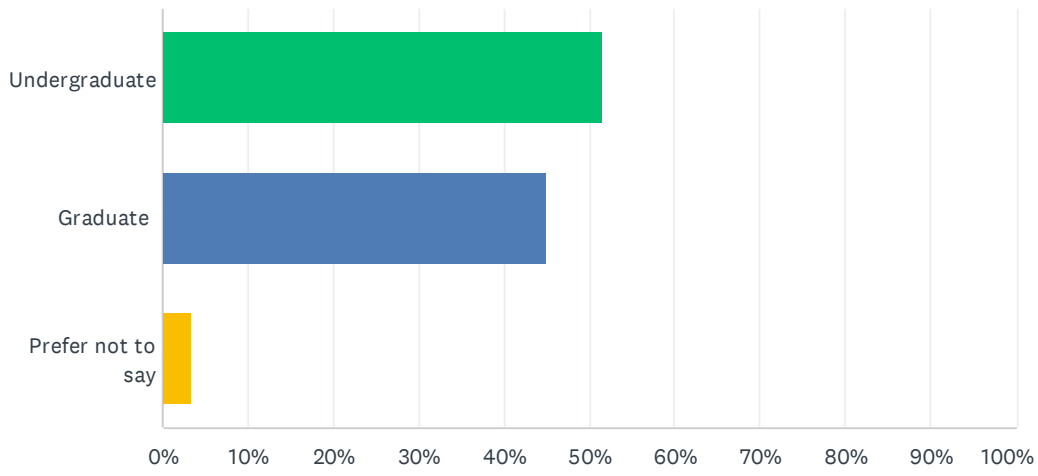


Q1 Please select your status:

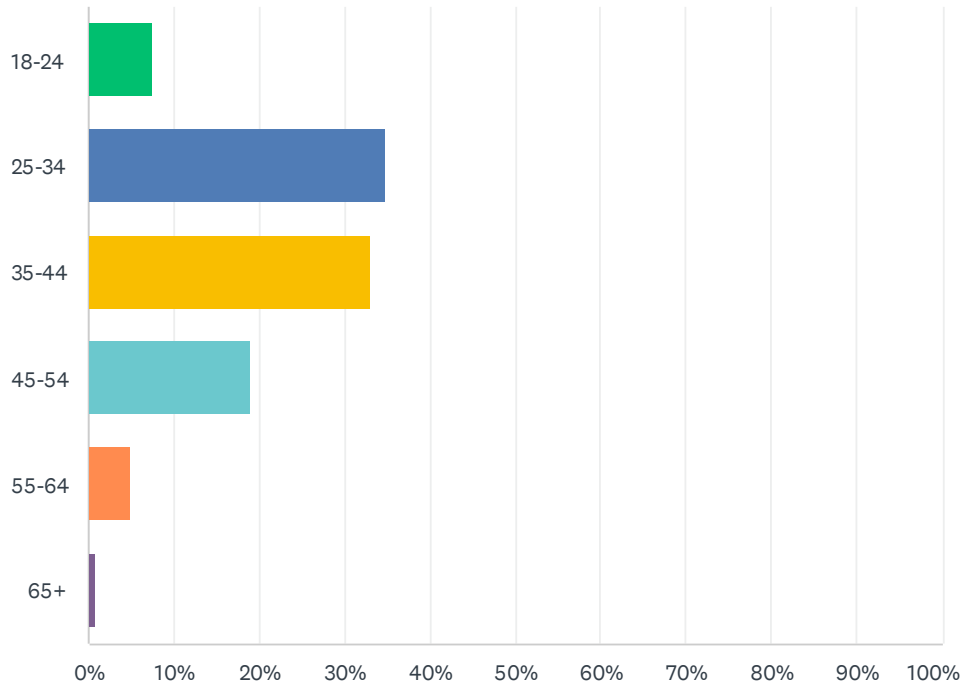
Answered: 120 Skipped: 1



ANSWER CHOICES	RESPONSES
Undergraduate	51.67% 62
Graduate	45.00% 54
Prefer not to say	3.33% 4
TOTAL	120

Q2 How old are you?

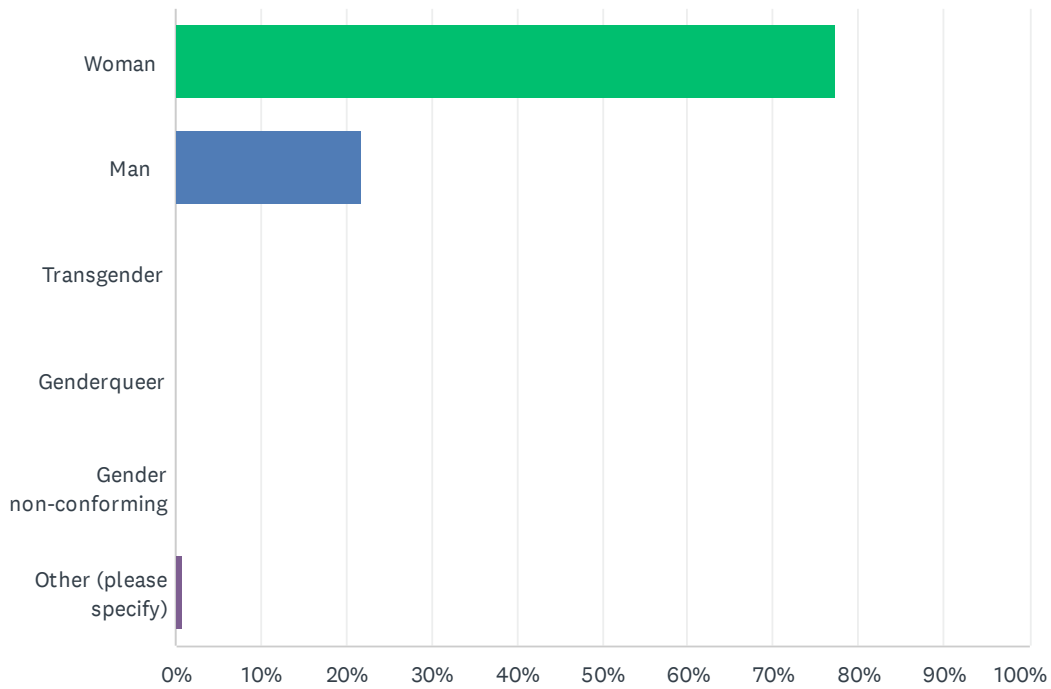
Answered: 121 Skipped: 0



ANSWER CHOICES	RESPONSES	
18-24	7.44%	9
25-34	34.71%	42
35-44	33.06%	40
45-54	19.01%	23
55-64	4.96%	6
65+	0.83%	1
TOTAL		121

Q3 What is your gender identity?

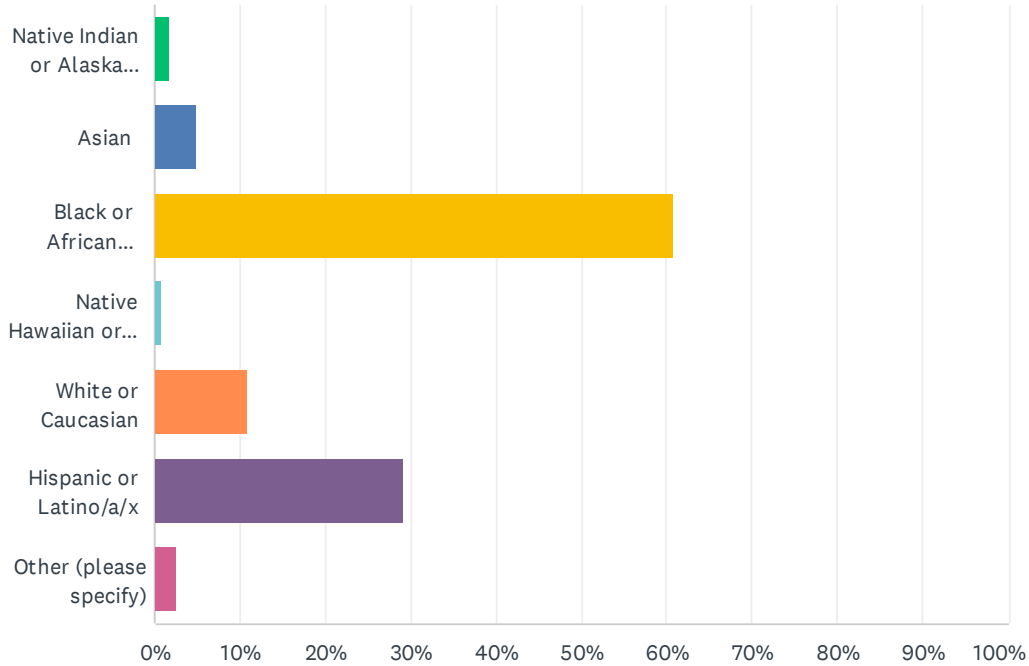
Answered: 119 Skipped: 2



ANSWER CHOICES	RESPONSES	
Woman	77.31%	92
Man	21.85%	26
Transgender	0.00%	0
Genderqueer	0.00%	0
Gender non-conforming	0.00%	0
Other (please specify)	0.84%	1
TOTAL		119

Q4 Select one or more of the following options that best describes your race/ethnicity:

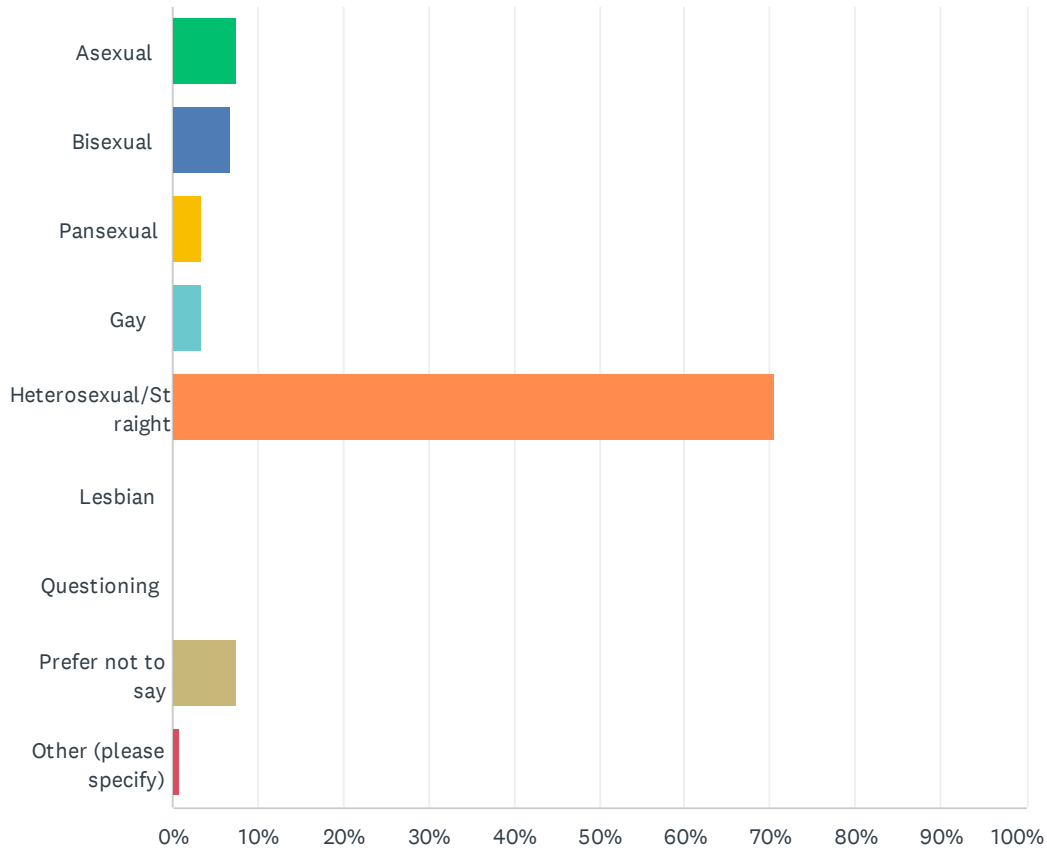
Answered: 120 Skipped: 1



ANSWER CHOICES	RESPONSES	
Native Indian or Alaska Native	1.67%	2
Asian	5.00%	6
Black or African American	60.83%	73
Native Hawaiian or other Pacific Islander	0.83%	1
White or Caucasian	10.83%	13
Hispanic or Latino/a/x	29.17%	35
Other (please specify)	2.50%	3
Total Respondents: 120		

Q5 Which of these best describes your sexual orientation:

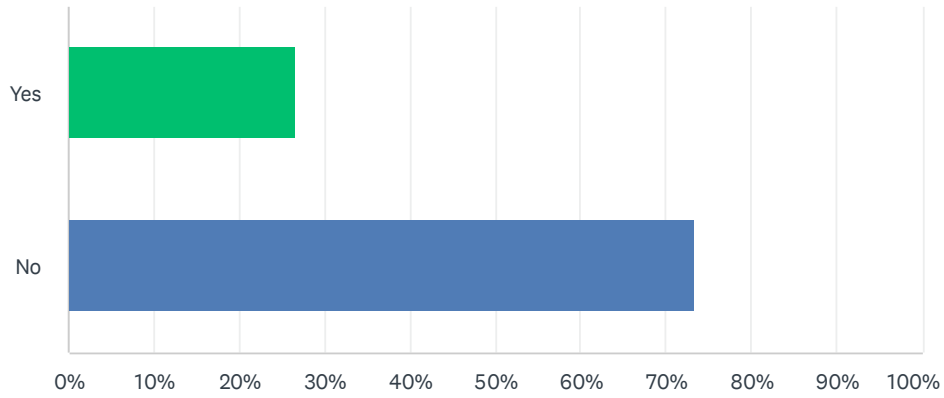
Answered: 119 Skipped: 2



ANSWER CHOICES	RESPONSES	
Asexual	7.56%	9
Bisexual	6.72%	8
Pansexual	3.36%	4
Gay	3.36%	4
Heterosexual/Straight	70.59%	84
Lesbian	0.00%	0
Questioning	0.00%	0
Prefer not to say	7.56%	9
Other (please specify)	0.84%	1
TOTAL		119

Q6 Did you transfer to MCNY from another Institution?

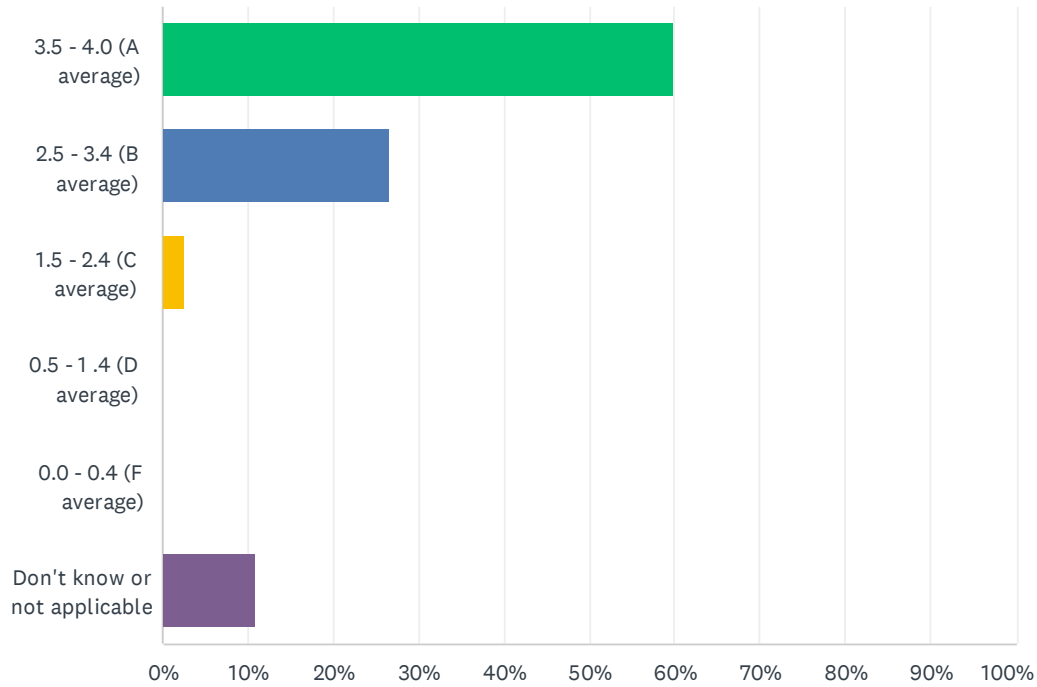
Answered: 120 Skipped: 1



ANSWER CHOICES	RESPONSES	
Yes	26.67%	32
No	73.33%	88
TOTAL		120

Q7 Which of the following best describes your current grade point average?

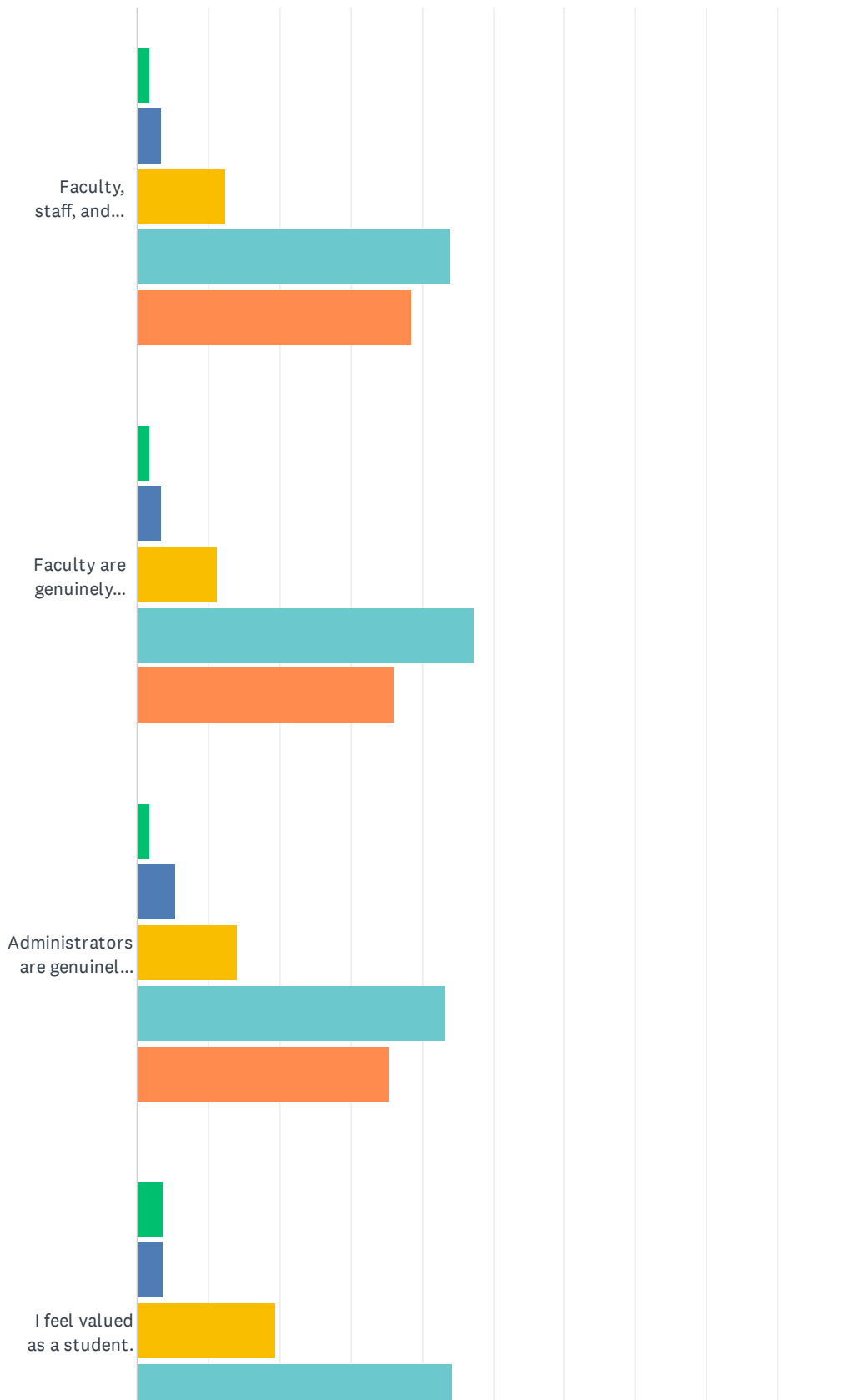
Answered: 120 Skipped: 1



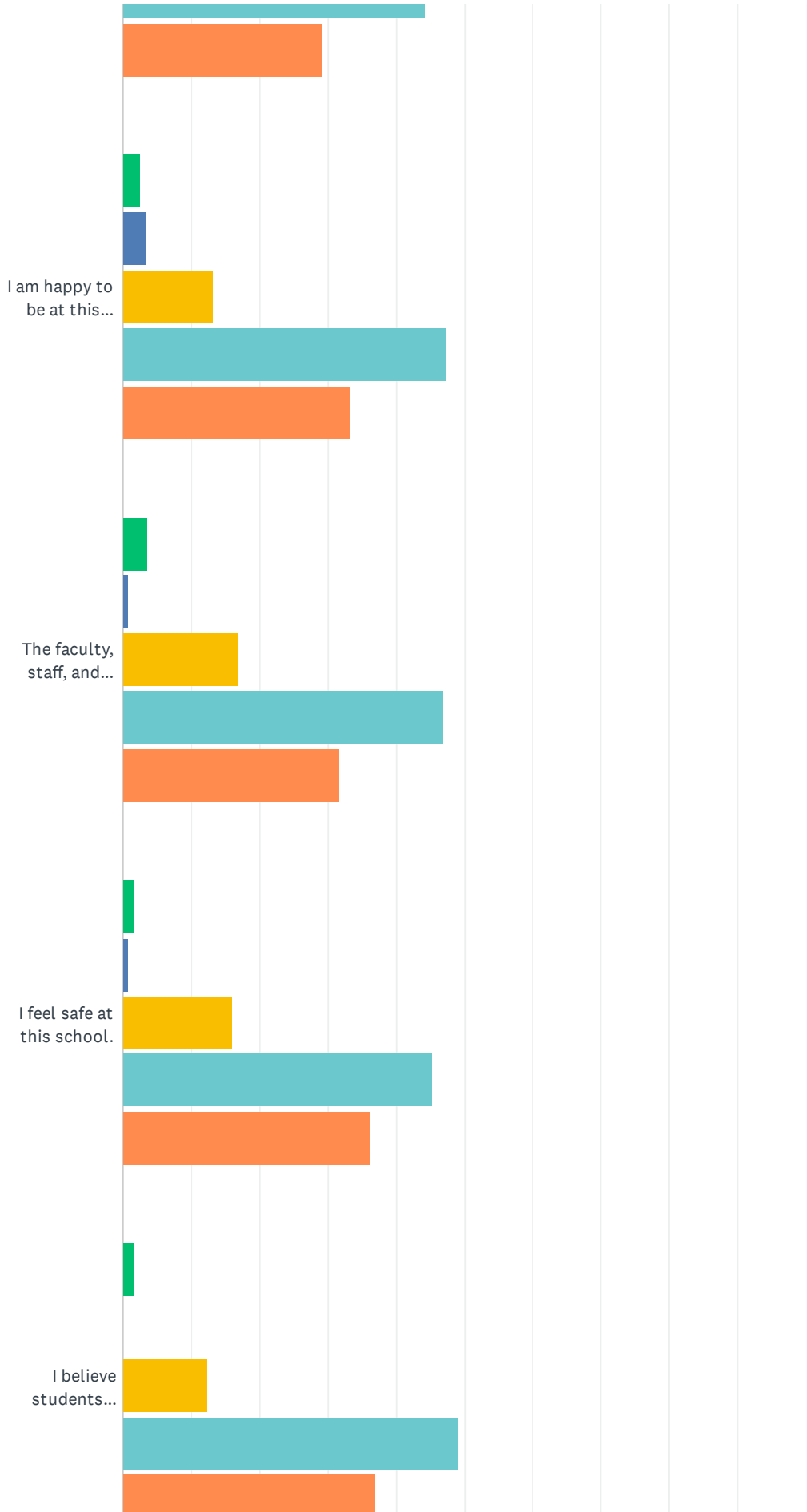
ANSWER CHOICES	RESPONSES	
3.5 - 4.0 (A average)	60.00%	72
2.5 - 3.4 (B average)	26.67%	32
1.5 - 2.4 (C average)	2.50%	3
0.5 - 1.4 (D average)	0.00%	0
0.0 - 0.4 (F average)	0.00%	0
Don't know or not applicable	10.83%	13
TOTAL		120

Q8 Please indicate your level of agreement with the following statements:

Answered: 114 Skipped: 7



Climate Survey



Climate Survey



Climate Survey

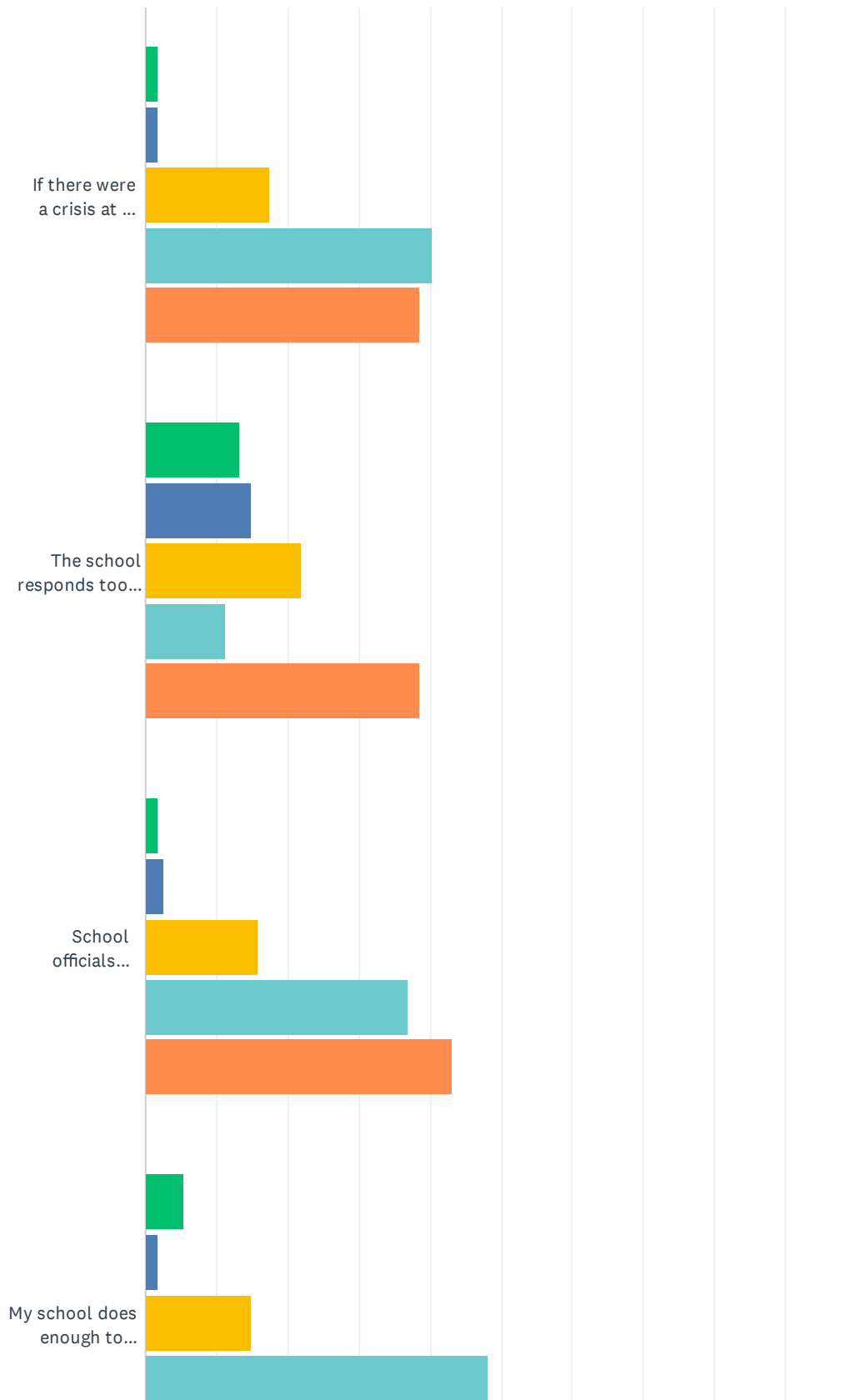
0% 10% 20% 30% 40% 50% 60% 70% 80% 90% 100%

■ Strongly Di...
 ■ Disagree
 ■ Neither Agr...
 ■ Agree
■ Strongly Ag...

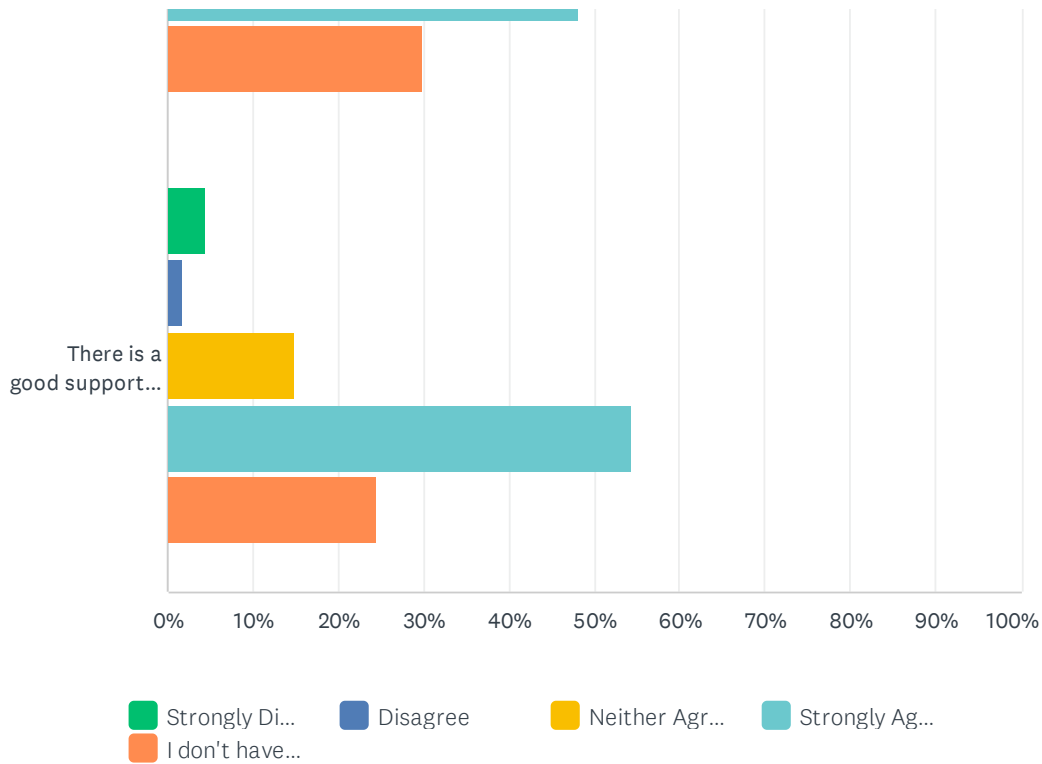
	STRONGLY DISAGREE	DISAGREE	NEITHER AGREE NOR DISAGREE	AGREE	STRONGLY AGREE	TOTAL
Faculty, staff, and administrators respect what students at this school think.	1.75% 2	3.51% 4	12.28% 14	43.86% 50	38.60% 44	114
Faculty are genuinely concerned about my welfare.	1.75% 2	3.51% 4	11.40% 13	47.37% 54	35.96% 41	114
Administrators are genuinely concerned about my welfare.	1.77% 2	5.31% 6	14.16% 16	43.36% 49	35.40% 40	113
I feel valued as a student.	3.54% 4	3.54% 4	19.47% 22	44.25% 50	29.20% 33	113
I am happy to be at this school.	2.63% 3	3.51% 4	13.16% 15	47.37% 54	33.33% 38	114
The faculty, staff, and administrators at this school treat students fairly.	3.54% 4	0.88% 1	16.81% 19	46.90% 53	31.86% 36	113
I feel safe at this school.	1.77% 2	0.88% 1	15.93% 18	45.13% 51	36.28% 41	113
I believe students respect one another.	1.75% 2	0.00% 0	12.28% 14	49.12% 56	36.84% 42	114
I feel a sense of belonging at MCNY.	4.42% 5	3.54% 4	15.04% 17	45.13% 51	31.86% 36	113
I believe MCNY tries to protect the rights of all students.	2.65% 3	0.00% 0	16.81% 19	43.36% 49	37.17% 42	113
I believe MCNY is doing a good job of trying to prevent sexual assault from happening.	1.75% 2	0.00% 0	15.79% 18	44.74% 51	37.72% 43	114
I believe MCNY is doing a good job educating students about sexual harassment and assault.	1.77% 2	1.77% 2	15.93% 18	40.71% 46	39.82% 45	113

Q9 Please indicate your level of agreement with the following statements:

Answered: 114 Skipped: 7



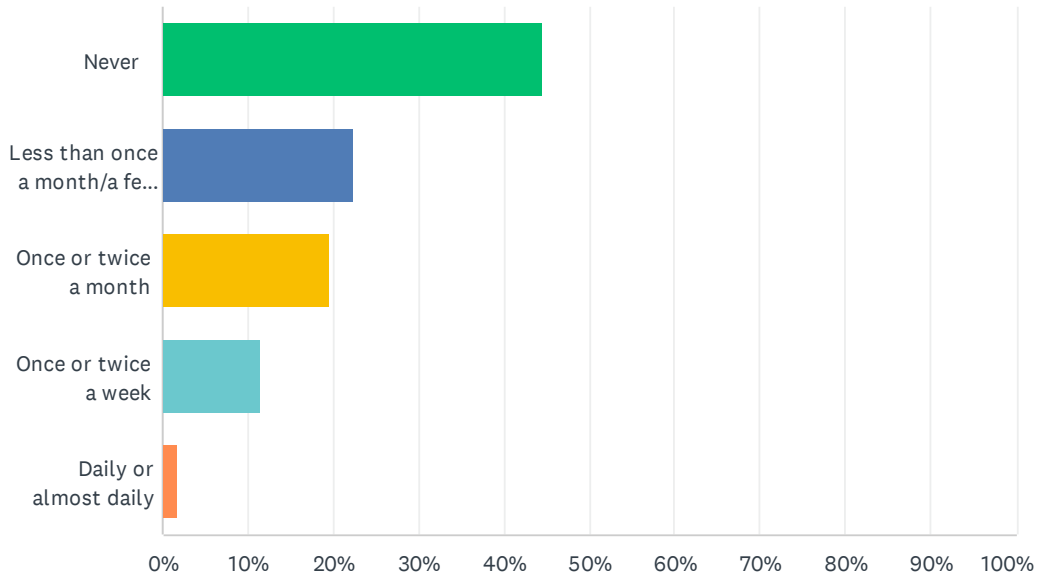
Climate Survey



	STRONGLY DISAGREE	DISAGREE	NEITHER AGREE NOR DISAGREE	STRONGLY AGREE	I DON'T HAVE KNOWLEDGE OR EXPERIENCE AROUND THIS TO OFFER A RESPONSE	TOTAL
If there were a crisis at my school, my school would handle it well.	1.75% 2	1.75% 2	17.54% 20	40.35% 46	38.60% 44	114
The school responds too slowly in difficult situations.	13.16% 15	14.91% 17	21.93% 25	11.40% 13	38.60% 44	114
School officials handle negative incidents in a fair and responsible manner.	1.75% 2	2.63% 3	15.79% 18	36.84% 42	42.98% 49	114
My school does enough to protect the safety of students.	5.26% 6	1.75% 2	14.91% 17	48.25% 55	29.82% 34	114
There is a good support system at my school for students going through difficult times.	4.39% 5	1.75% 2	14.91% 17	54.39% 62	24.56% 28	114

Q10 Since the start of this academic year, about how often have you consumed alcohol?

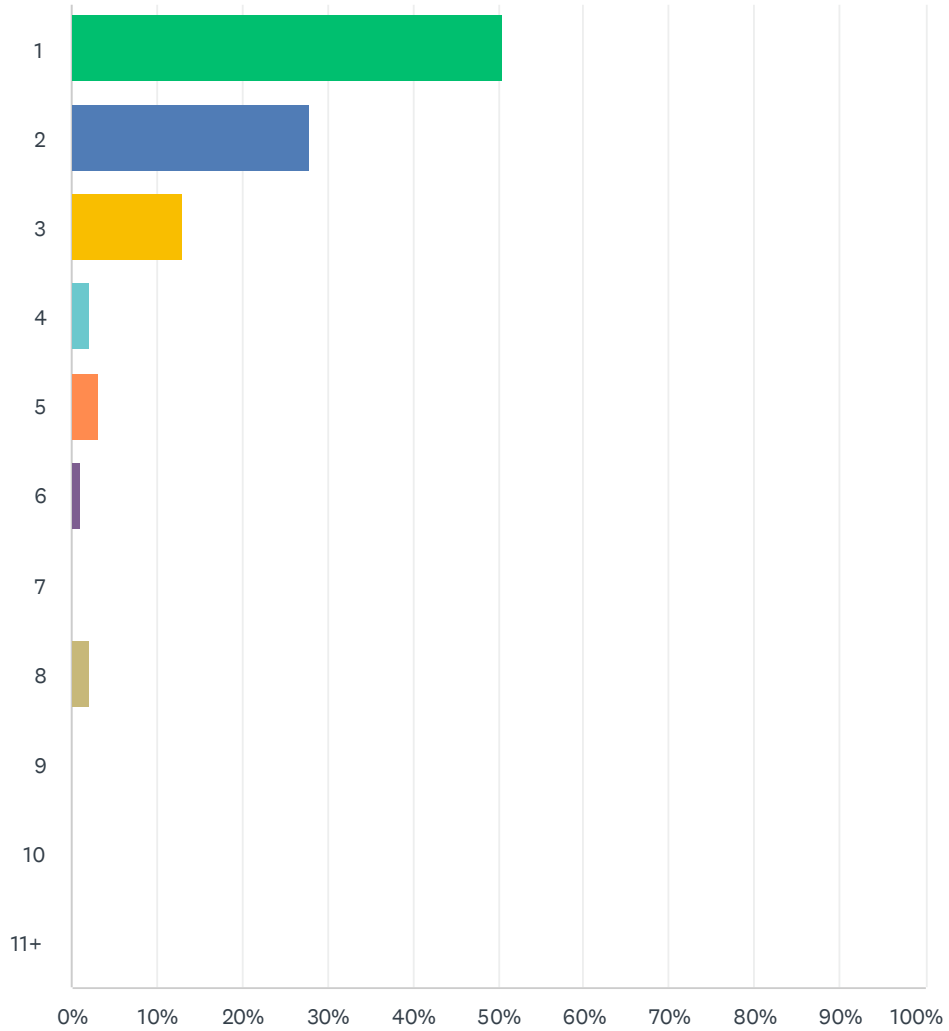
Answered: 112 Skipped: 9



ANSWER CHOICES	RESPONSES	
Never	44.64%	50
Less than once a month/a few times	22.32%	25
Once or twice a month	19.64%	22
Once or twice a week	11.61%	13
Daily or almost daily	1.79%	2
TOTAL		112

Q11 On a typical drinking occasion, about how many alcohol drinks do you usually have? (One drink = 1.5 oz liquor = 5 oz wine = 12 oz beer)

Answered: 93 Skipped: 28

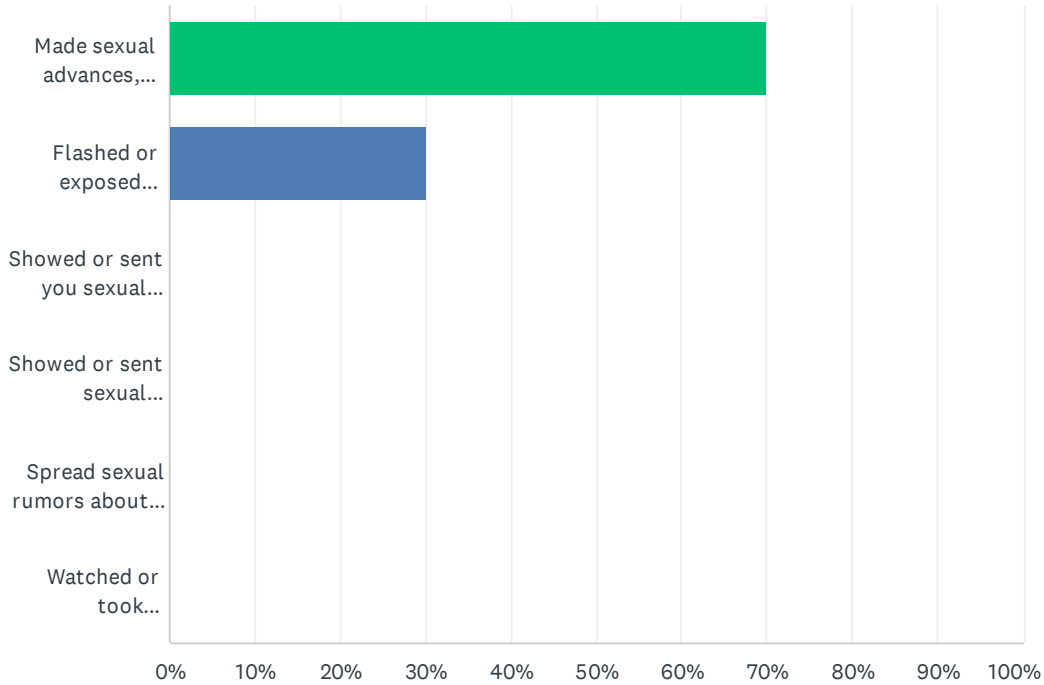


Climate Survey

ANSWER CHOICES	RESPONSES	
1	50.54%	47
2	27.96%	26
3	12.90%	12
4	2.15%	2
5	3.23%	3
6	1.08%	1
7	0.00%	0
8	2.15%	2
9	0.00%	0
10	0.00%	0
11+	0.00%	0
TOTAL		93

Q12 Since the beginning of the current academic year, has anyone done the following to you either in person or by phone, text message, e-mail, or social media? Please include any experiences, regardless of where they occurred.

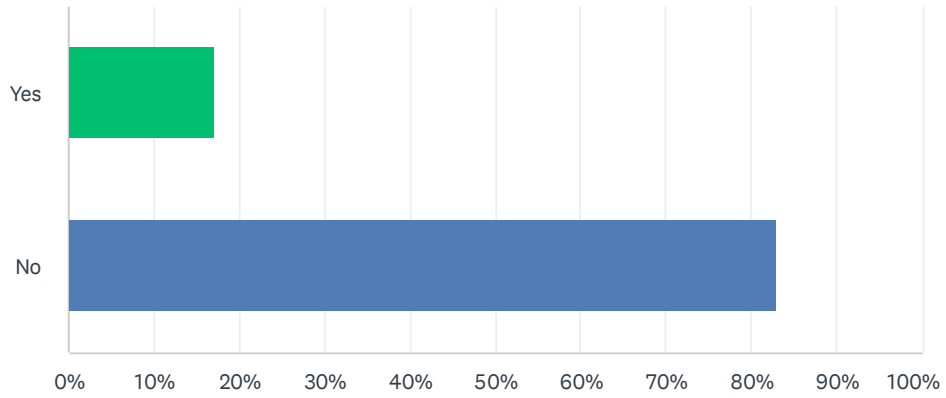
Answered: 10 Skipped: 111



ANSWER CHOICES	RESPONSES	
Made sexual advances, gestures, comments, or jokes that were unwelcome to you	70.00%	7
Flashed or exposed themselves to you without your consent	30.00%	3
Showed or sent you sexual pictures, photos, or videos that you didn't want to see	0.00%	0
Showed or sent sexual photos/videos of you that you didn't want shared	0.00%	0
Spread sexual rumors about you that you didn't want shared	0.00%	0
Watched or took photos/videos of you when you were nude or having sex without your consent	0.00%	0
Total Respondents: 10		

Q13 Have you experienced sexual contact without your consent before you became a student at this school?

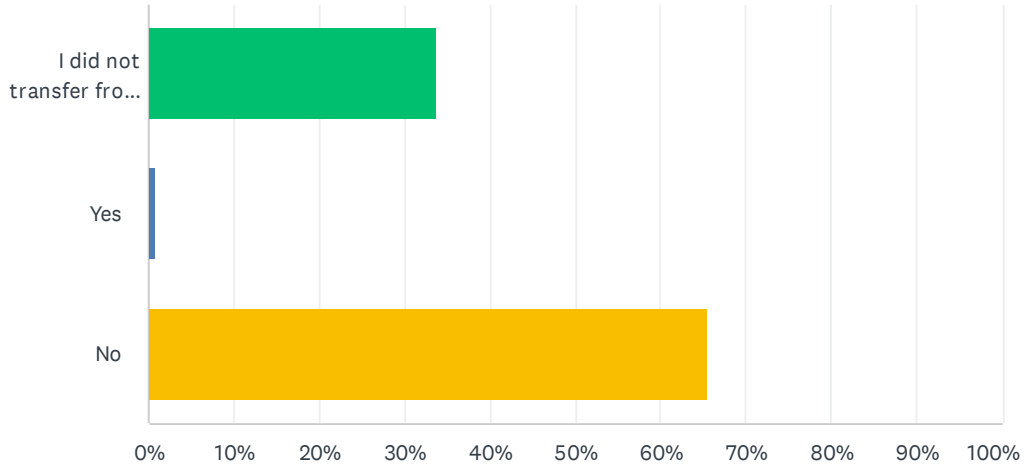
Answered: 111 Skipped: 10



ANSWER CHOICES	RESPONSES	
Yes	17.12%	19
No	82.88%	92
TOTAL		111

Q14 Did you transfer to your current school as a result of non-consensual or unwanted sexual contact you experienced at a previous college/university?

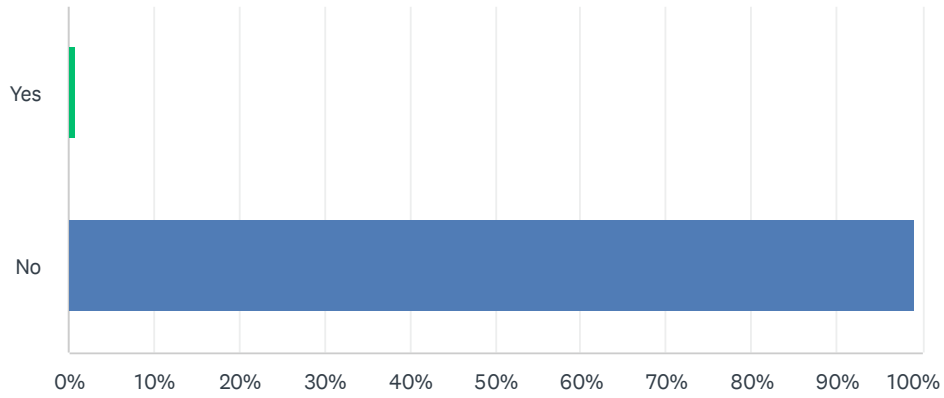
Answered: 110 Skipped: 11



ANSWER CHOICES	RESPONSES	
I did not transfer from another college/university	33.64%	37
Yes	0.91%	1
No	65.45%	72
TOTAL		110

Q15 Have you experienced sexual contact without your consent since you became a student at this school?

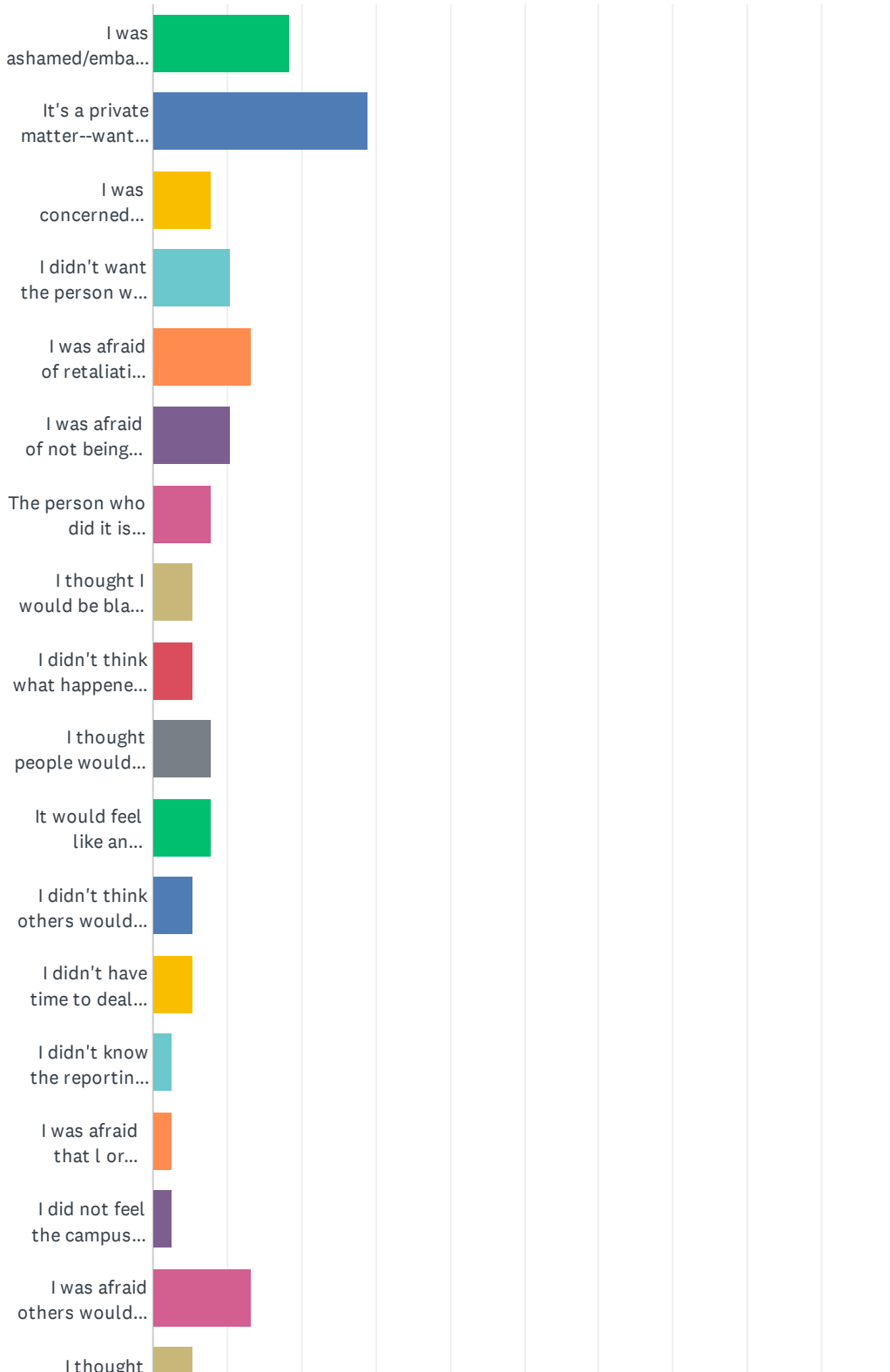
Answered: 111 Skipped: 10



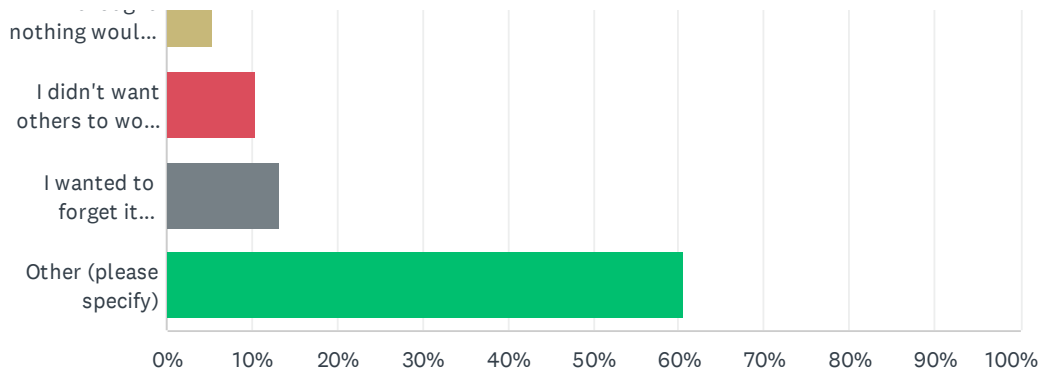
ANSWER CHOICES	RESPONSES	
Yes	0.90%	1
No	99.10%	110
TOTAL		111

Q16 There are a lot of good reasons why someone may not tell anyone about an incident of non-consensual or unwanted sexual contact. What were your reasons? Please check all that apply.

Answered: 38 Skipped: 83



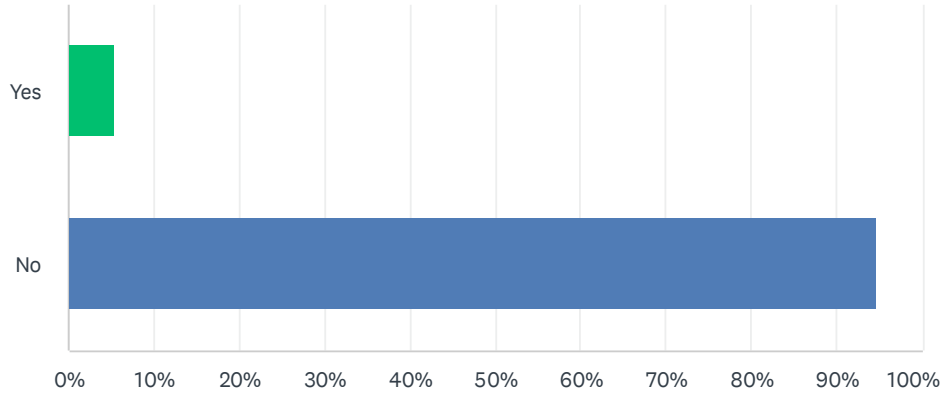
Climate Survey



ANSWER CHOICES	RESPONSES	
I was ashamed/embarrassed	18.42%	7
It's a private matter--wanted to deal with it on my own	28.95%	11
I was concerned others would find out	7.89%	3
I didn't want the person who did it to get in trouble	10.53%	4
I was afraid of retaliation from the person who did it	13.16%	5
I was afraid of not being believed	10.53%	4
The person who did it is well-recognized at my school	7.89%	3
I thought I would be blamed for what happened	5.26%	2
I didn't think what happened was serious enough to talk about	5.26%	2
I thought people would try to tell me what to do	7.89%	3
It would feel like an admission of failure	7.89%	3
I didn't think others would understand	5.26%	2
I didn't have time to deal with it due to academics, work, etc.	5.26%	2
I didn't know the reporting procedure at my school	2.63%	1
I was afraid that I or another would be punished for other infractions or violations (e.g., underage drinking)	2.63%	1
I did not feel the campus leadership would solve my problems	2.63%	1
I was afraid others would harass me or react negatively toward me	13.16%	5
I thought nothing would be done	5.26%	2
I didn't want others to worry about me	10.53%	4
I wanted to forget it happened	13.16%	5
Other (please specify)	60.53%	23
Total Respondents: 38		

Q17 Did you experience retaliation by the person who committed this act or these actions, or their friends/ associates?

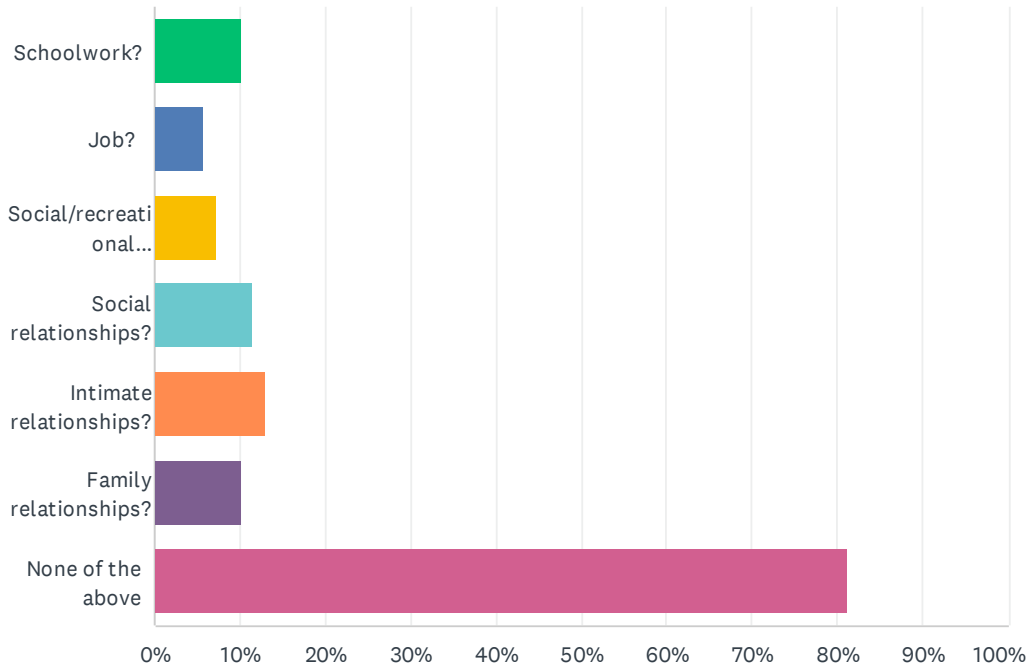
Answered: 92 Skipped: 29



ANSWER CHOICES	RESPONSES	
Yes	5.43%	5
No	94.57%	87
TOTAL		92

Q18 Did the incident have a negative impact on any of the following? Please check all that apply.

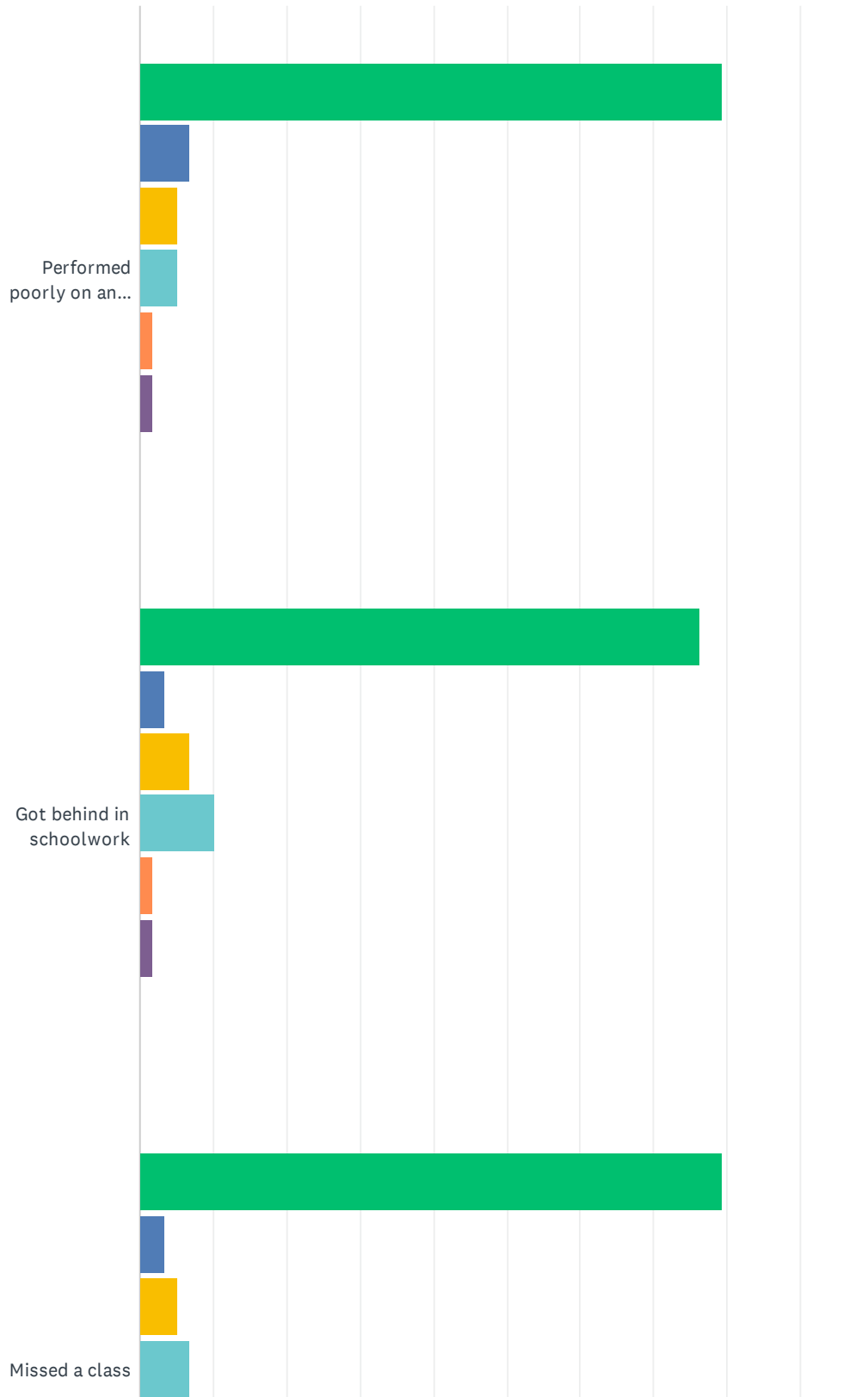
Answered: 69 Skipped: 52



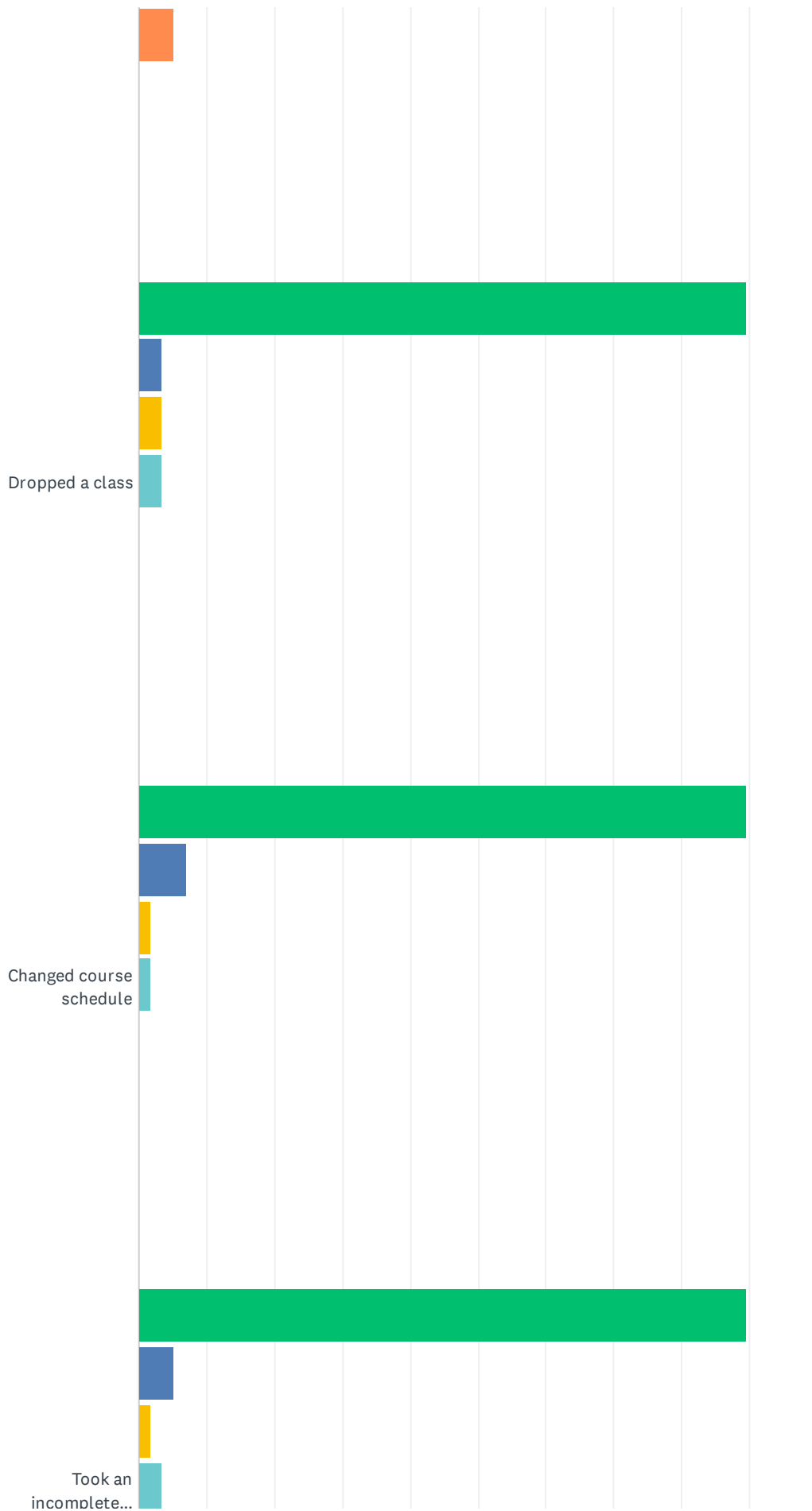
ANSWER CHOICES	RESPONSES	
Schoolwork?	10.14%	7
Job?	5.80%	4
Social/recreational activities?	7.25%	5
Social relationships?	11.59%	8
Intimate relationships?	13.04%	9
Family relationships?	10.14%	7
None of the above	81.16%	56
Total Respondents: 69		

Q19 As a result of the incident, to what degree has the following happened to you?

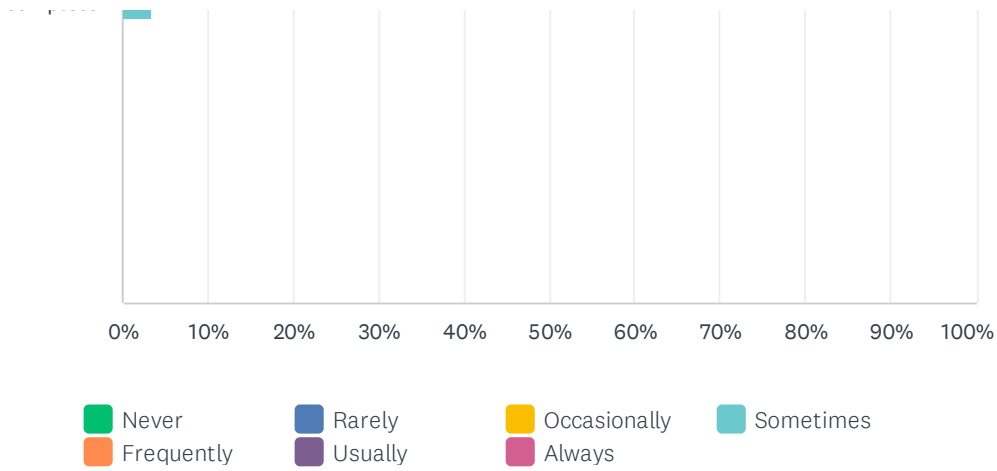
Answered: 59 Skipped: 62



Climate Survey



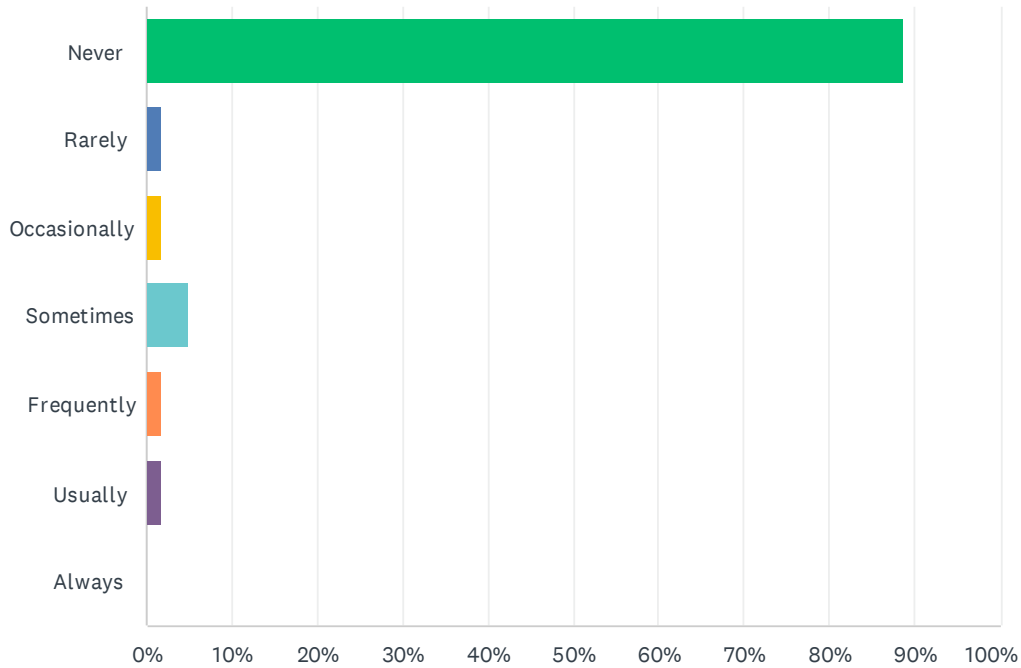
Climate Survey



	NEVER	RARELY	OCCASIONALLY	SOMETIMES	FREQUENTLY	USUALLY	ALWAYS	TOTAL
Performed poorly on an assignment	79.31% 46	6.90% 4	5.17% 3	5.17% 3	1.72% 1	1.72% 1	0.00% 0	58
Got behind in schoolwork	76.27% 45	3.39% 2	6.78% 4	10.17% 6	1.69% 1	1.69% 1	0.00% 0	59
Missed a class	79.31% 46	3.45% 2	5.17% 3	6.90% 4	5.17% 3	0.00% 0	0.00% 0	58
Dropped a class	89.66% 52	3.45% 2	3.45% 2	3.45% 2	0.00% 0	0.00% 0	0.00% 0	58
Changed course schedule	89.47% 51	7.02% 4	1.75% 1	1.75% 1	0.00% 0	0.00% 0	0.00% 0	57
Took an incomplete course grade	89.66% 52	5.17% 3	1.72% 1	3.45% 2	0.00% 0	0.00% 0	0.00% 0	58

Q20 How often have you considered dropping out of school as a result of the incident?

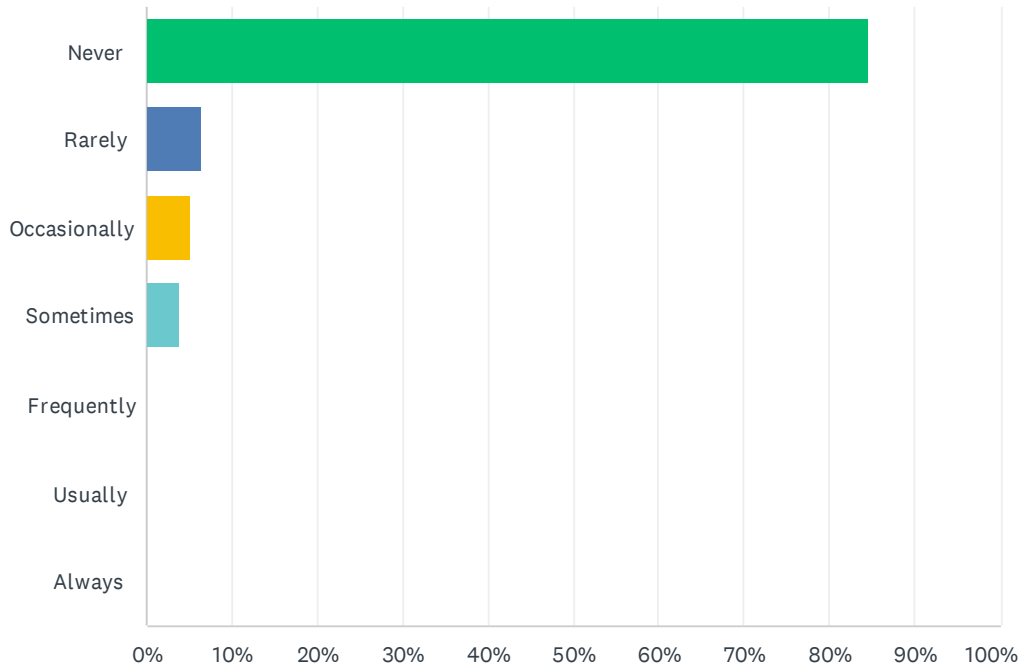
Answered: 62 Skipped: 59



ANSWER CHOICES	RESPONSES	
Never	88.71%	55
Rarely	1.61%	1
Occasionally	1.61%	1
Sometimes	4.84%	3
Frequently	1.61%	1
Usually	1.61%	1
Always	0.00%	0
TOTAL		62

Q21 How often have you thought about transferring to a new school?

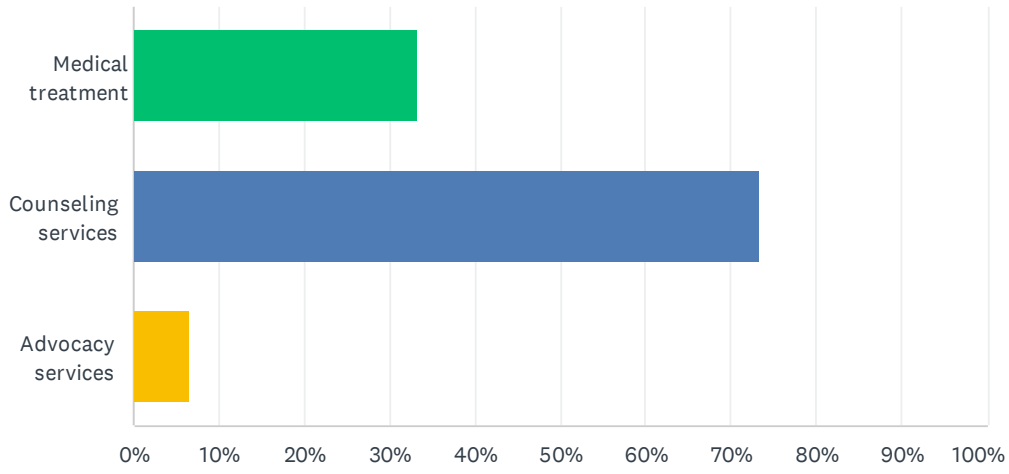
Answered: 78 Skipped: 43



ANSWER CHOICES	RESPONSES	
Never	84.62%	66
Rarely	6.41%	5
Occasionally	5.13%	4
Sometimes	3.85%	3
Frequently	0.00%	0
Usually	0.00%	0
Always	0.00%	0
TOTAL		78

Q22 Did you seek any of the following as a result of the incident?

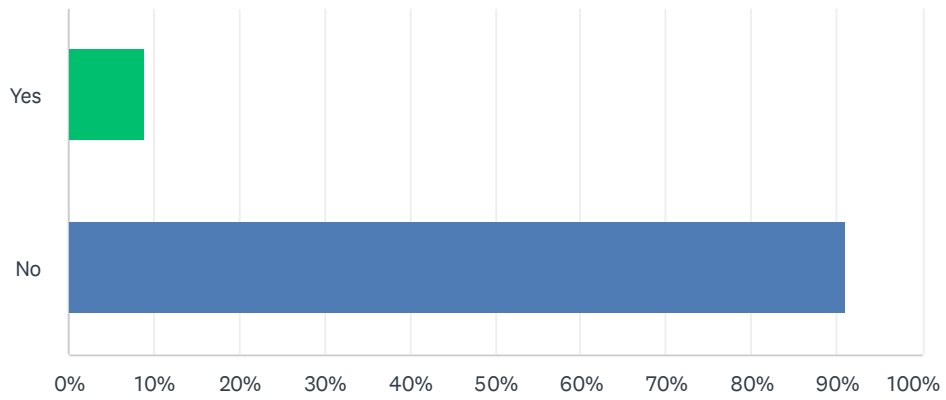
Answered: 15 Skipped: 106



ANSWER CHOICES	RESPONSES
Medical treatment	33.33% 5
Counseling services	73.33% 11
Advocacy services	6.67% 1
Total Respondents: 15	

Q23 Did you report the incident to the police?

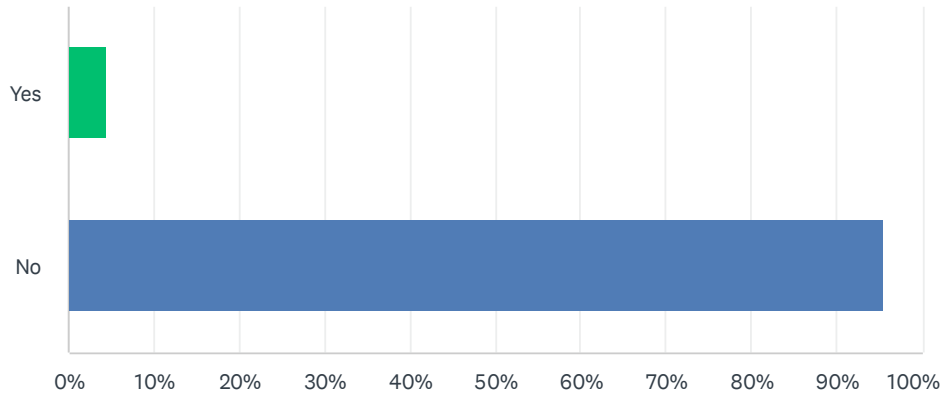
Answered: 45 Skipped: 76



ANSWER CHOICES	RESPONSES	
Yes	8.89%	4
No	91.11%	41
TOTAL		45

Q24 Did you use the procedures available at your school to report the incident?

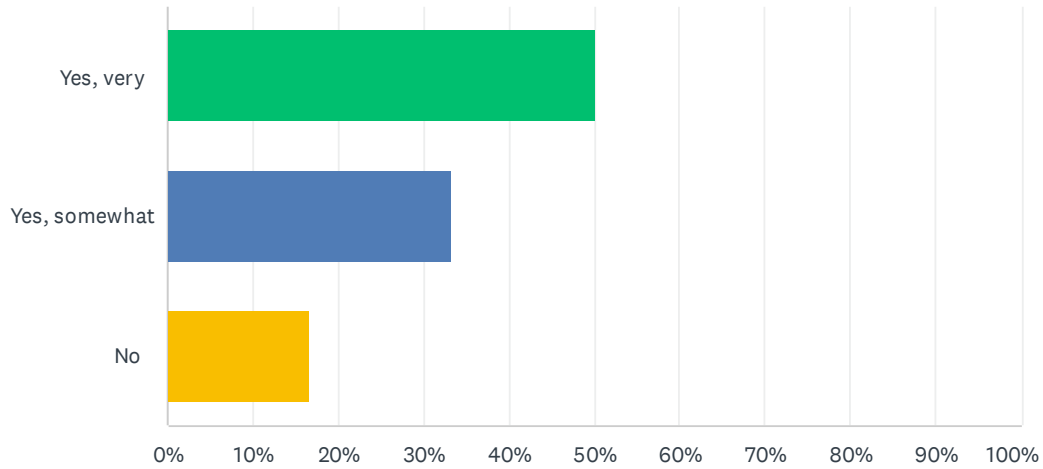
Answered: 44 Skipped: 77



ANSWER CHOICES	RESPONSES	
Yes	4.55%	2
No	95.45%	42
TOTAL		44

Q25 Do you feel that you were treated fairly through your school's procedures?

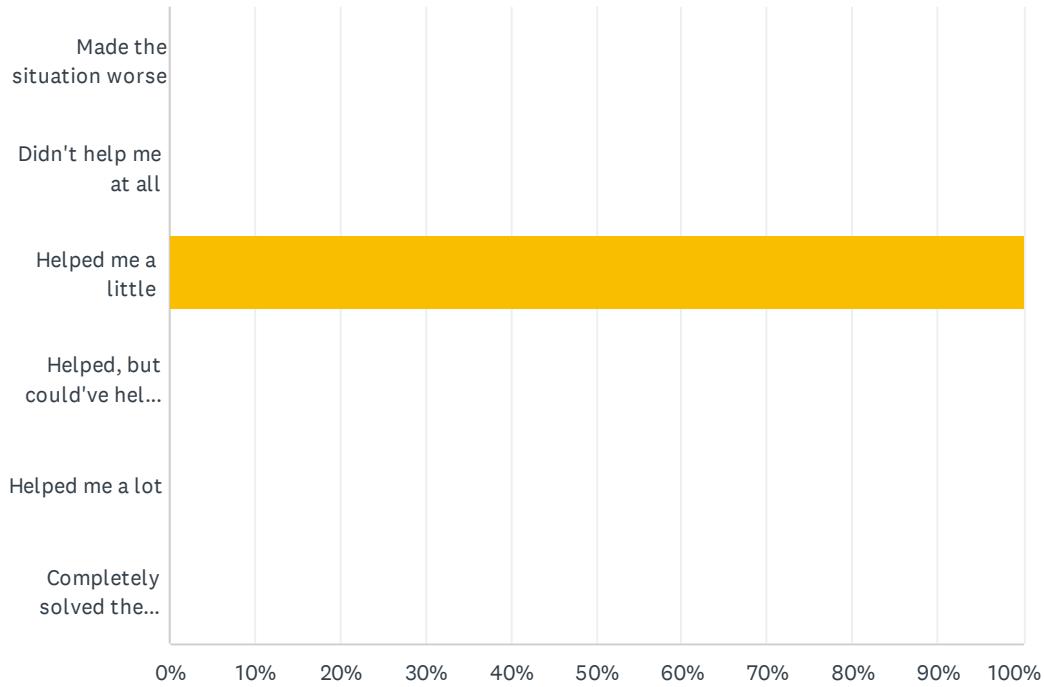
Answered: 6 Skipped: 115



ANSWER CHOICES	RESPONSES	
Yes, very	50.00%	3
Yes, somewhat	33.33%	2
No	16.67%	1
TOTAL		6

Q26 How do you feel your school's procedures helped you deal with the incident?

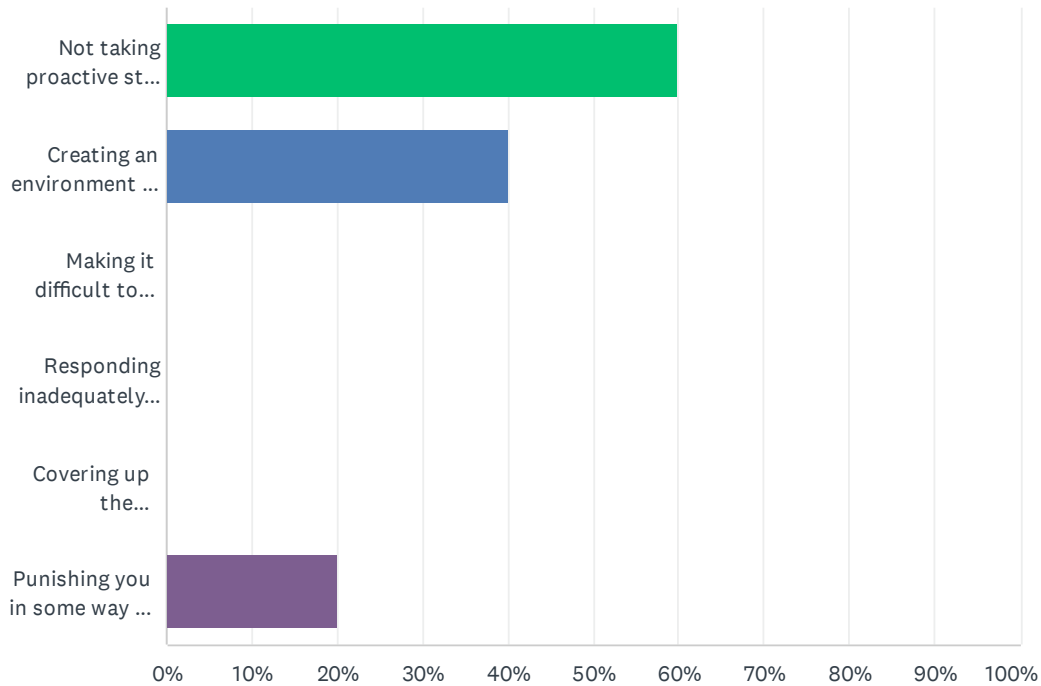
Answered: 1 Skipped: 120



ANSWER CHOICES	RESPONSES	
Made the situation worse	0.00%	0
Didn't help me at all	0.00%	0
Helped me a little	100.00%	1
Helped, but could've helped more	0.00%	0
Helped me a lot	0.00%	0
Completely solved the problem	0.00%	0
TOTAL		1

Q27 In thinking about the event(s) where you experienced sexual contact without your consent, did your school play a role by (please check all that apply):

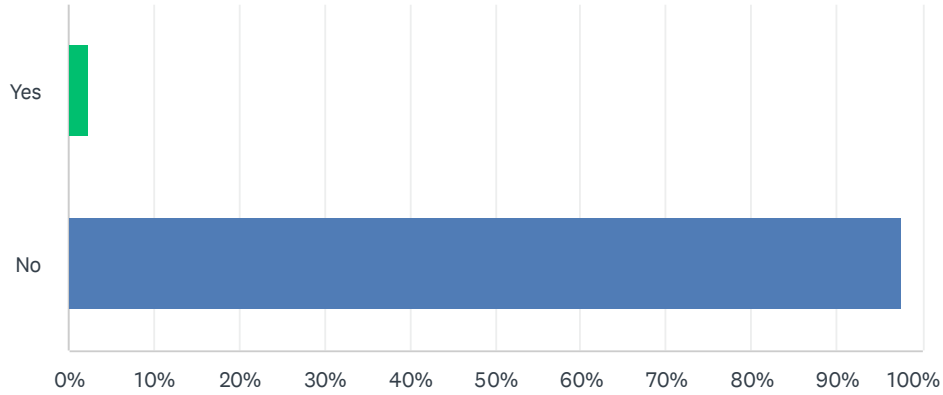
Answered: 5 Skipped: 116



ANSWER CHOICES	RESPONSES	
Not taking proactive steps to prevent this type of experience?	60.00%	3
Creating an environment in which this experience seemed more likely to occur?	40.00%	2
Making it difficult to report the experience/s?	0.00%	0
Responding inadequately to the experience/s, if reported?	0.00%	0
Covering up the experience/s?	0.00%	0
Punishing you in some way for this experience (e.g., loss of privileges or status)	20.00%	1
Total Respondents: 5		

Q28 Since the start of this academic year, I have had a friend or acquaintance tell me that they had an unwanted sexual experience that occurred within this academic year.

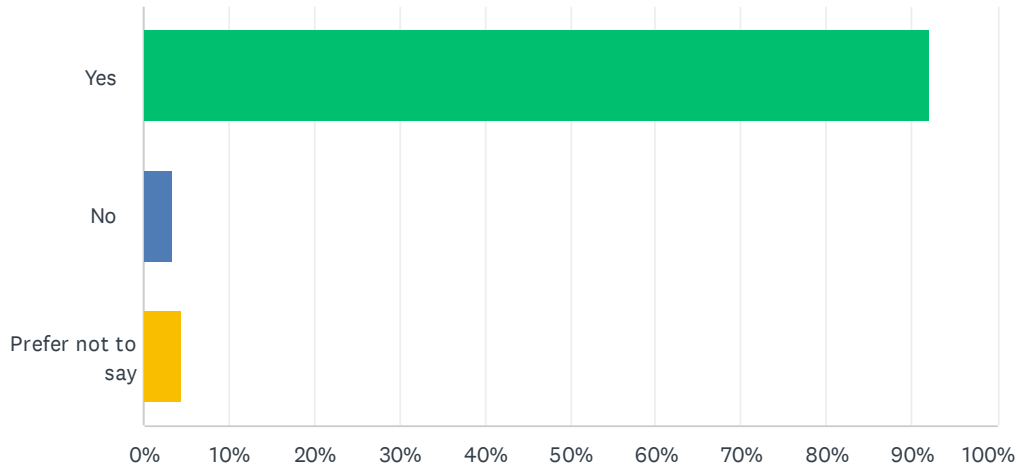
Answered: 82 Skipped: 39



ANSWER CHOICES	RESPONSES
Yes	2.44% 2
No	97.56% 80
TOTAL	82

Q29 Do you know the definition of sexual assault?

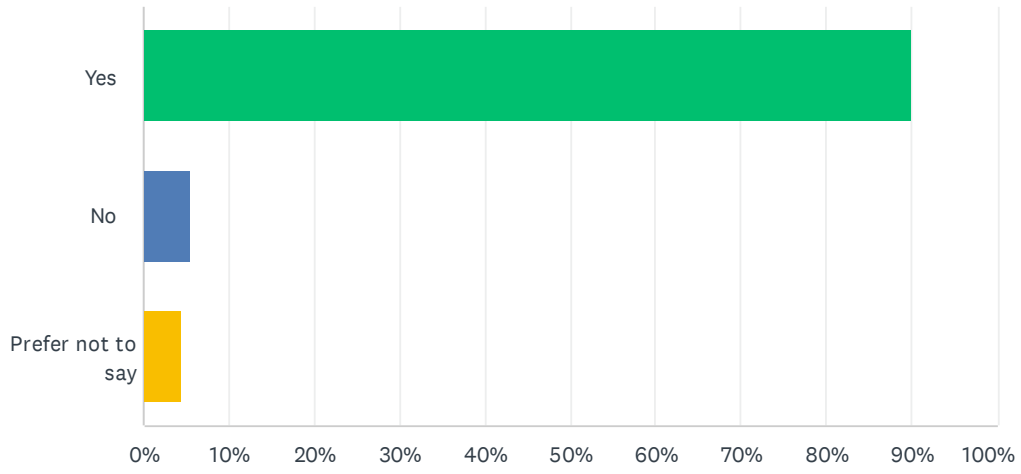
Answered: 89 Skipped: 32



ANSWER CHOICES	RESPONSES	
Yes	92.13%	82
No	3.37%	3
Prefer not to say	4.49%	4
TOTAL		89

Q30 Do you know the definition of affirmative consent?

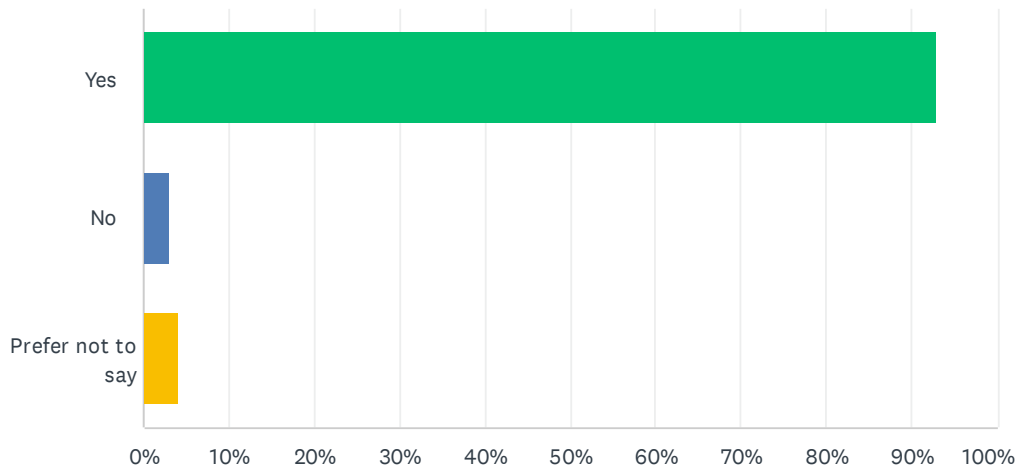
Answered: 89 Skipped: 32



ANSWER CHOICES	RESPONSES	
Yes	89.89%	80
No	5.62%	5
Prefer not to say	4.49%	4
TOTAL		89

Q31 Do you know the definition of sexual harassment?

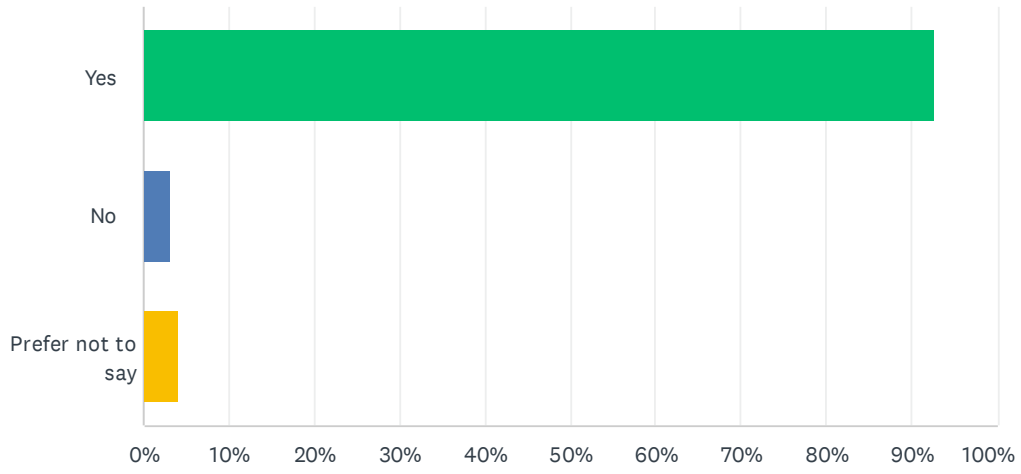
Answered: 98 Skipped: 23



ANSWER CHOICES	RESPONSES	
Yes	92.86%	91
No	3.06%	3
Prefer not to say	4.08%	4
TOTAL		98

Q32 Do you know the definition of gender discrimination?

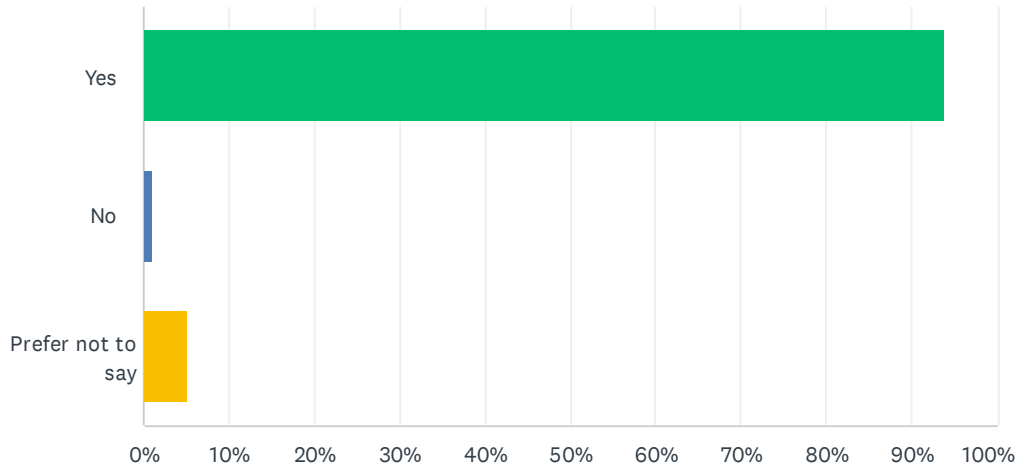
Answered: 97 Skipped: 24



ANSWER CHOICES	RESPONSES	
Yes	92.78%	90
No	3.09%	3
Prefer not to say	4.12%	4
TOTAL		97

Q33 Do you know the definition of gender violence?

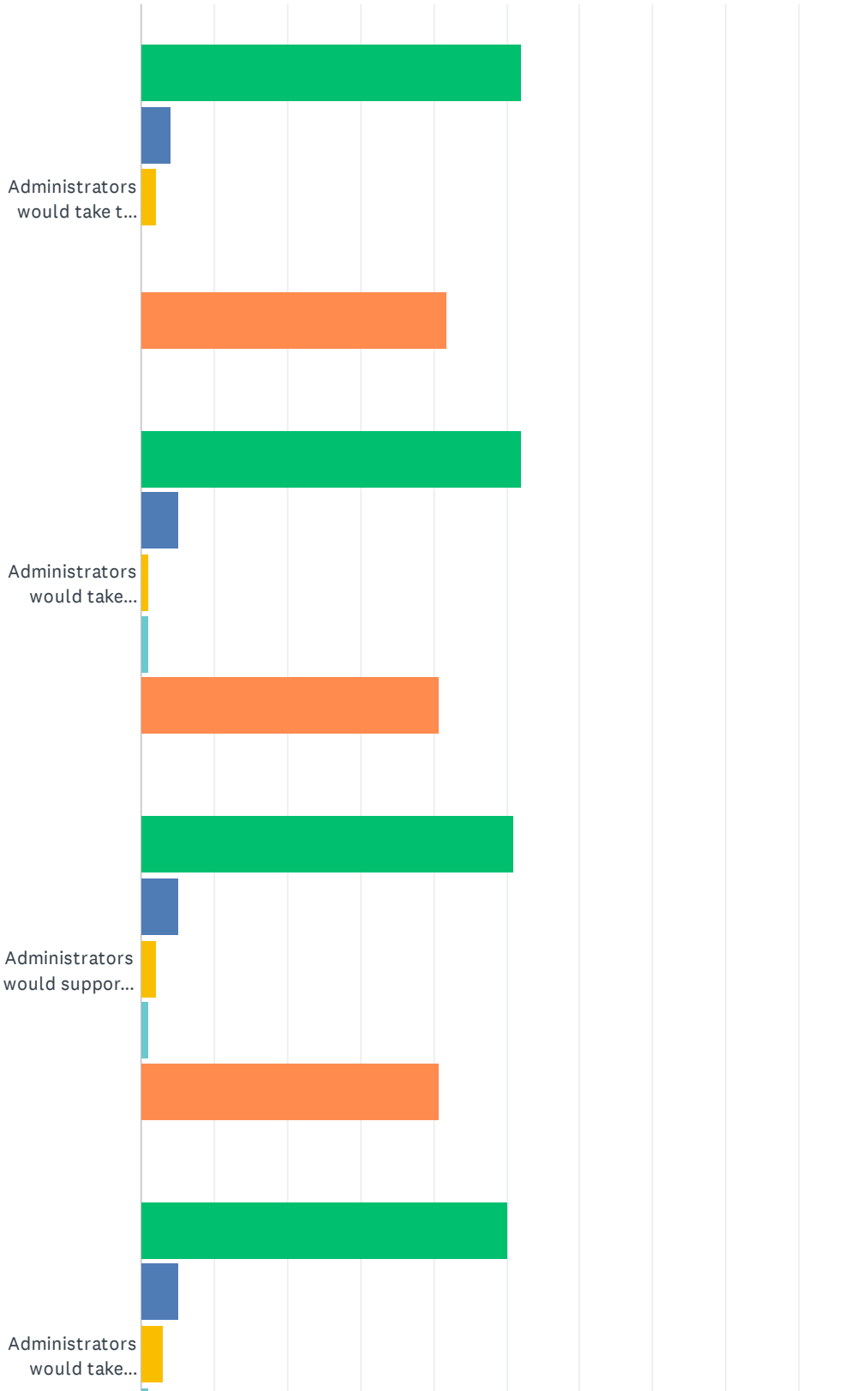
Answered: 98 Skipped: 23



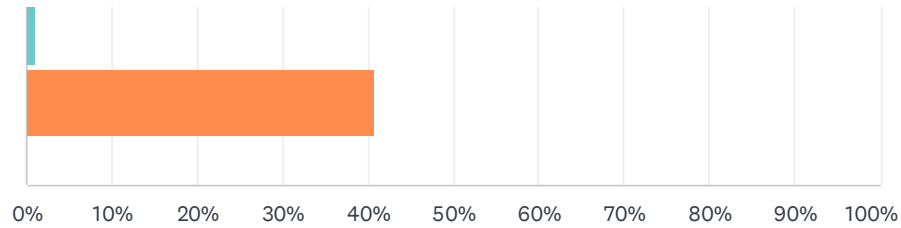
ANSWER CHOICES	RESPONSES	
Yes	93.88%	92
No	1.02%	1
Prefer not to say	5.10%	5
TOTAL		98

Q34 If someone were to report a sexual assault to administrators at your school (e.g., Title IX Coordinator, etc.), how likely is it that:

Answered: 98 Skipped: 23



Climate Survey



■ Very likely
 ■ Moderately...
 ■ Somewhat L...
 ■ Not at all li...
■ I don't have...

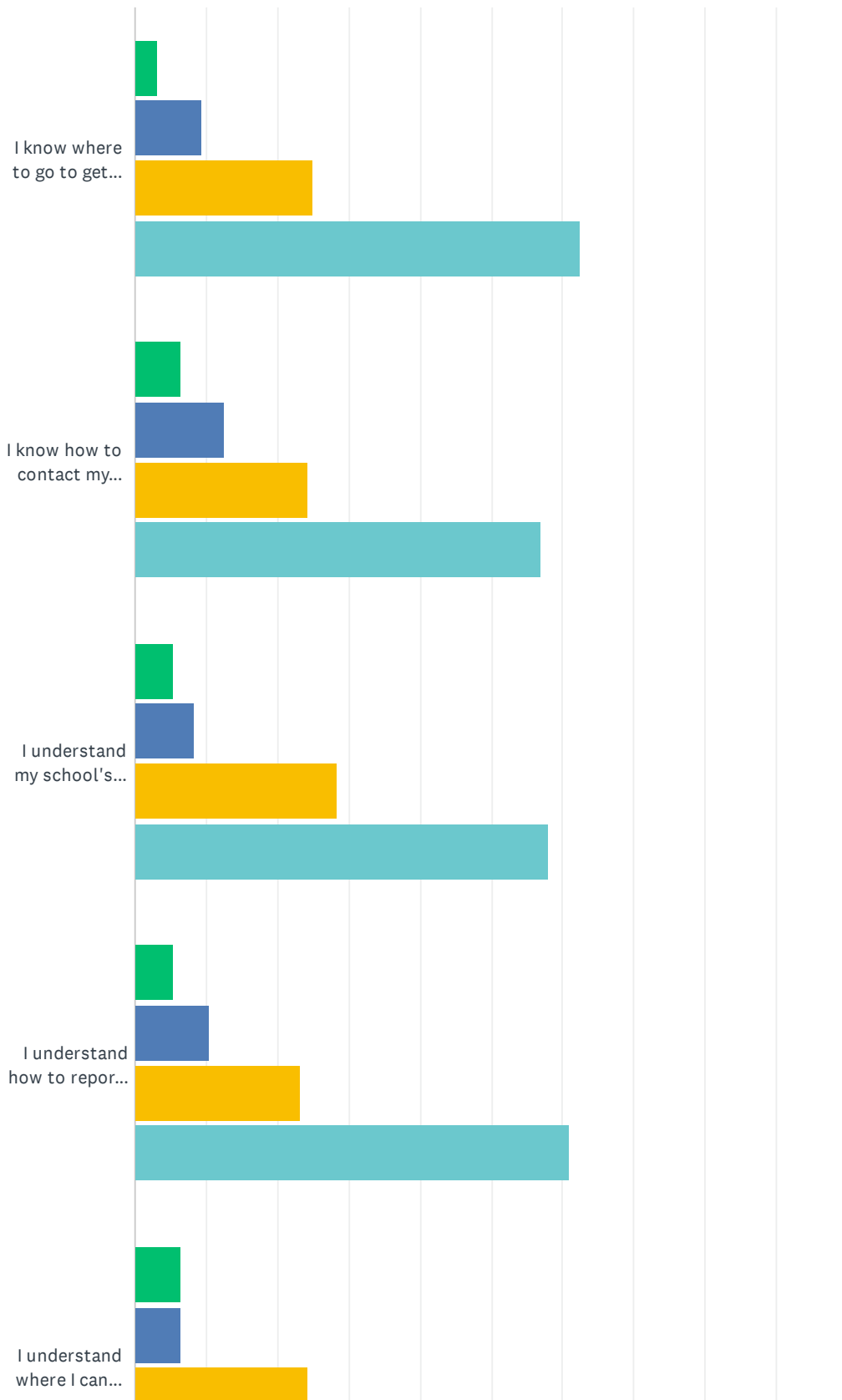
	VERY LIKELY	MODERATELY LIKELY	SOMEWHAT LIKELY	NOT AT ALL LIKELY	I DON'T HAVE ANY KNOWLEDGE OR EXPERIENCE AROUND THIS TO OFFER A RESPONSE	TOTAL
Administrators would take the report seriously?	52.04% 51	4.08% 4	2.04% 2	0.00% 0	41.84% 41	98
Administrators would take steps to protect the safety of the person making the report?	52.04% 51	5.10% 5	1.02% 1	1.02% 1	40.82% 40	98
Administrators would support the person making the report?	51.02% 50	5.10% 5	2.04% 2	1.02% 1	40.82% 40	98
Administrators would take corrective action to address factors that may have led to the sexual assault?	50.00% 49	5.10% 5	3.06% 3	1.02% 1	40.82% 40	98

Q35 What questions do you still have related to these topics? Please write your response below.

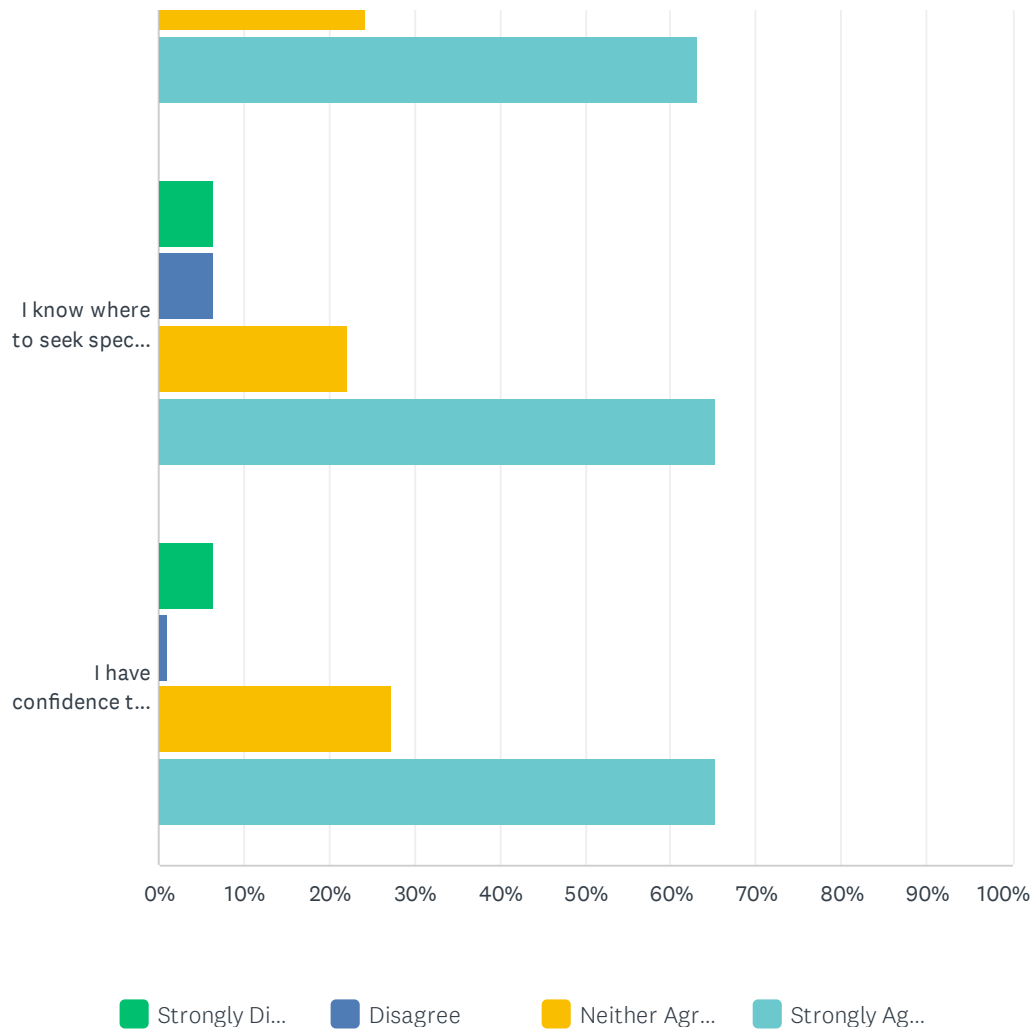
Answered: 19 Skipped: 102

Q36 Please indicate your level of agreement with the following statements:

Answered: 96 Skipped: 25



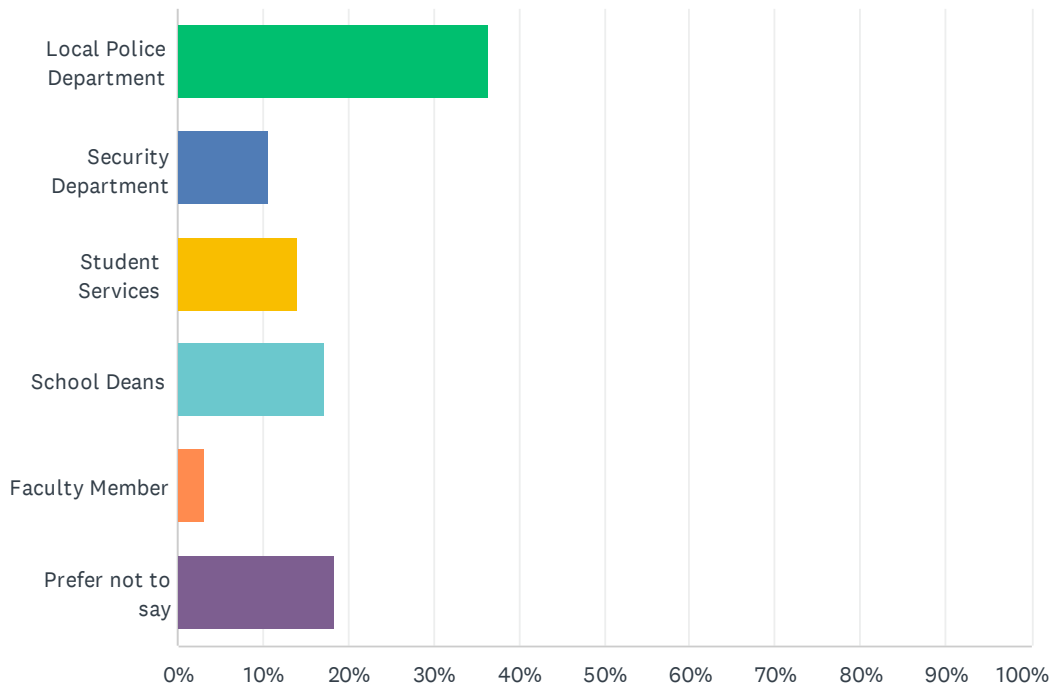
Climate Survey



	STRONGLY DISAGREE	DISAGREE	NEITHER AGREE NOR DISAGREE	STRONGLY AGREE	TOTAL
I know where to go to get help regarding sexual assault at my school.	3.13% 3	9.38% 9	25.00% 24	62.50% 60	96
I know how to contact my school's Title IX Coordinator.	6.32% 6	12.63% 12	24.21% 23	56.84% 54	95
I understand my school's formal procedures to address complaints of sexual assault.	5.26% 5	8.42% 8	28.42% 27	57.89% 55	95
I understand how to report a sexual assault at my school.	5.26% 5	10.53% 10	23.16% 22	61.05% 58	95
I understand where I can find confidential support at my school.	6.32% 6	6.32% 6	24.21% 23	63.16% 60	95
I know where to seek special accommodations at my school (like changing my class schedule) if I was assaulted.	6.32% 6	6.32% 6	22.11% 21	65.26% 62	95
I have confidence that my school's administrators will follow the procedures necessary to address complaints of sexual assault fairly.	6.32% 6	1.05% 1	27.37% 26	65.26% 62	95

Q37 Where would you go to report an incident of sexual misconduct?

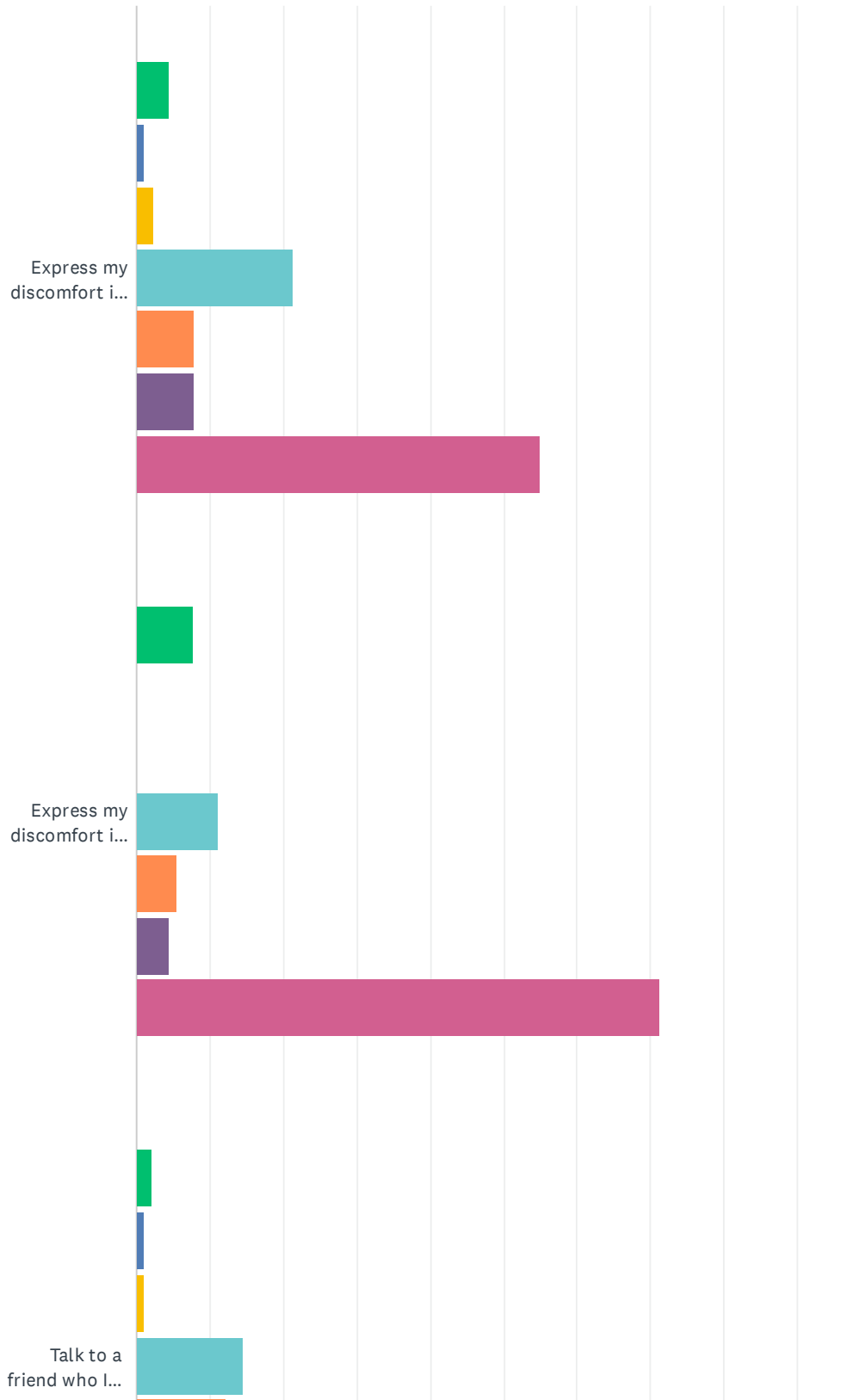
Answered: 93 Skipped: 28



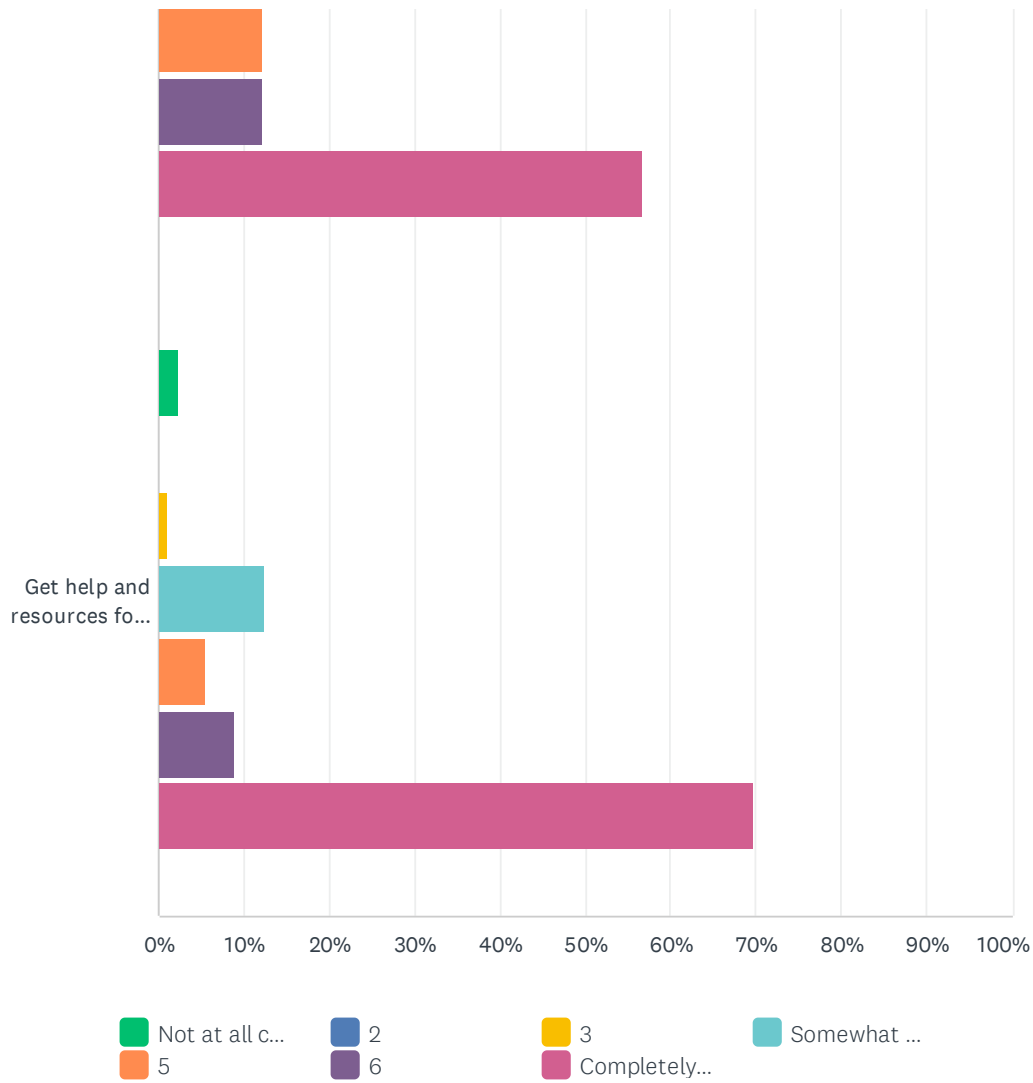
ANSWER CHOICES	RESPONSES	
Local Police Department	36.56%	34
Security Department	10.75%	10
Student Services	13.98%	13
School Deans	17.20%	16
Faculty Member	3.23%	3
Prefer not to say	18.28%	17
TOTAL		93

Q38 Please read each of the following items and indicate how confident you are that you could engage in the described behavior.

Answered: 90 Skipped: 31



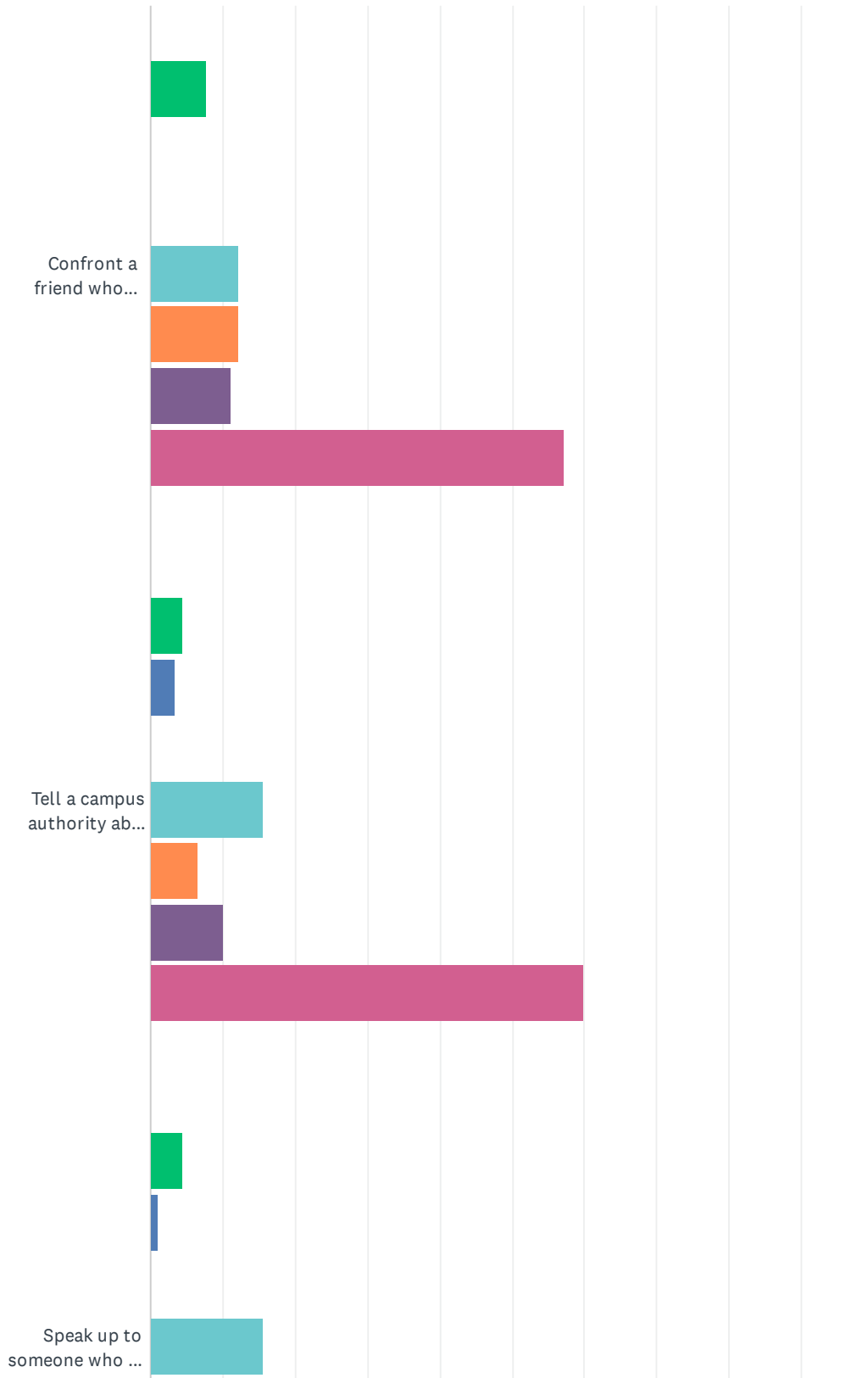
Climate Survey



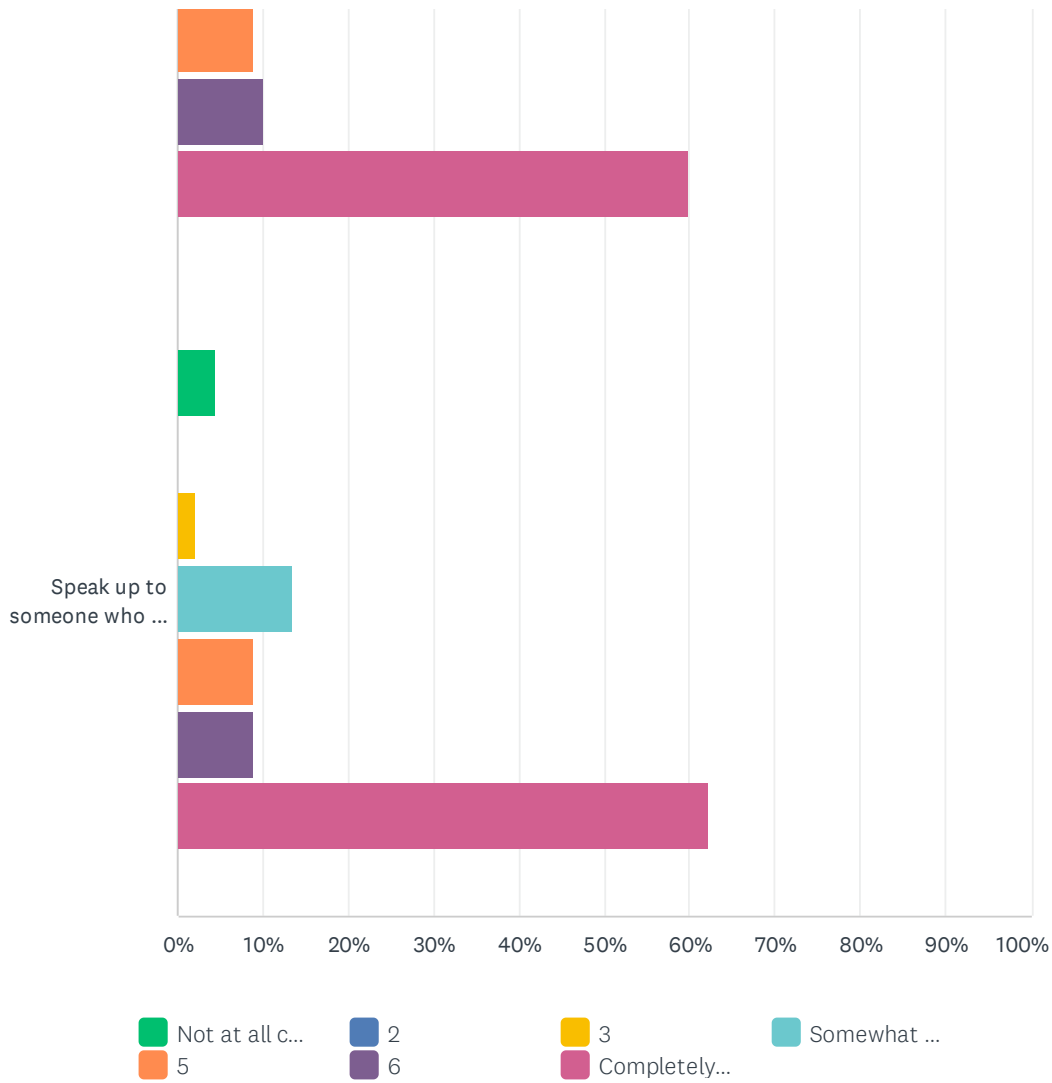
	NOT AT ALL CONFIDENT	2	3	SOMEWHAT CONFIDENT	5	6	COMPLETELY CONFIDENT	TOTAL
Express my discomfort if someone makes a joke about someone's body.	4.49% 4	1.12% 1	2.25% 2	21.35% 19	7.87% 7	7.87% 7	55.06% 49	89
Express my discomfort if someone says that rape victims are to blame for being raped.	7.78% 7	0.00% 0	0.00% 0	11.11% 10	5.56% 5	4.44% 4	71.11% 64	90
Talk to a friend who I suspect is in an abusive relationship.	2.22% 2	1.11% 1	1.11% 1	14.44% 13	12.22% 11	12.22% 11	56.67% 51	90
Get help and resources for a friend who tells me they have been raped.	2.25% 2	0.00% 0	1.12% 1	12.36% 11	5.62% 5	8.99% 8	69.66% 62	89

Q39 Please read each of the following items and indicate how confident you are that you could engage in the described behavior.

Answered: 91 Skipped: 30



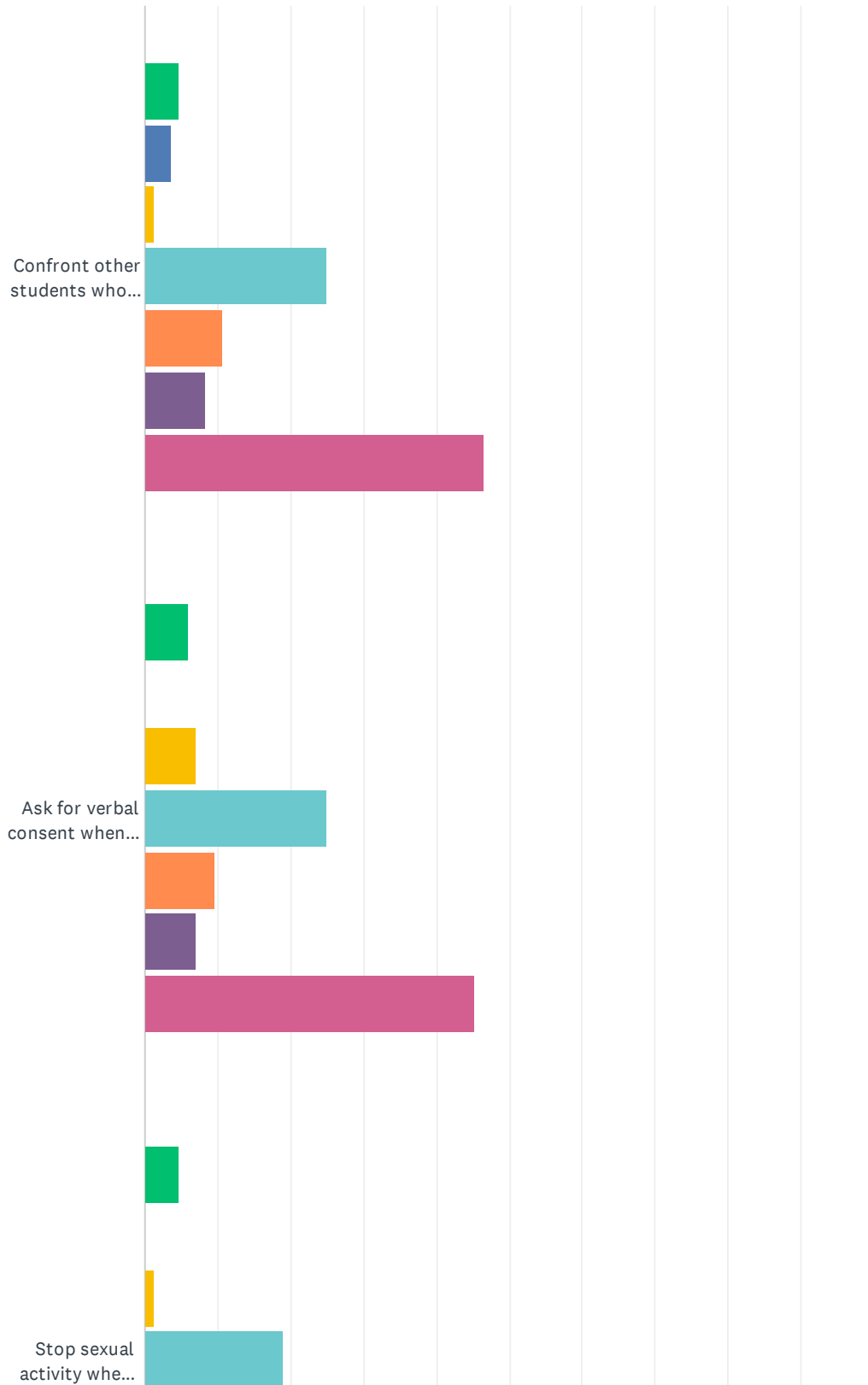
Climate Survey



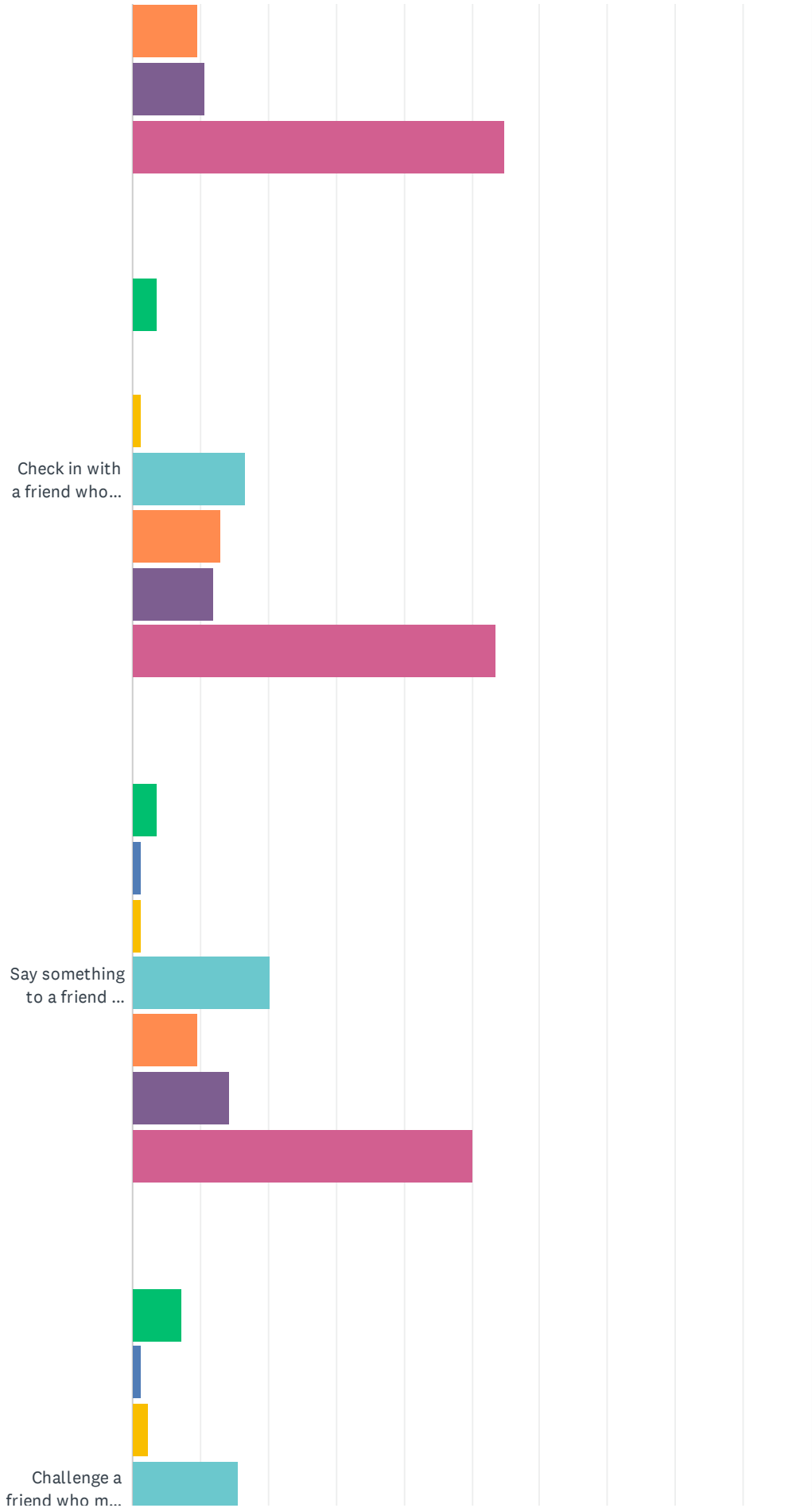
	NOT AT ALL CONFIDENT	2	3	SOMEWHAT CONFIDENT	5	6	COMPLETELY CONFIDENT	TOTAL
Confront a friend who tells me that they had sex with someone who had passed out or didn't give consent.	7.69% 7	0.00% 0	0.00% 0	12.09% 11	12.09% 11	10.99% 10	57.14% 52	91
Tell a campus authority about information I have that might help in a sexual assault case even if pressured by my peers to stay silent.	4.44% 4	3.33% 3	0.00% 0	15.56% 14	6.67% 6	10.00% 9	60.00% 54	90
Speak up to someone who is minimizing or making attempts to excuse having force someone to have sex with them.	4.44% 4	1.11% 1	0.00% 0	15.56% 14	8.89% 8	10.00% 9	60.00% 54	90
Speak up to someone who is minimizing or making attempts to excuse having had sex with someone who was unable to give consent.	4.44% 4	0.00% 0	2.22% 2	13.33% 12	8.89% 8	8.89% 8	62.22% 56	90

Q40 For the next few questions, based on behavior you have observed, how likely do you think most students at your school would be willing to:

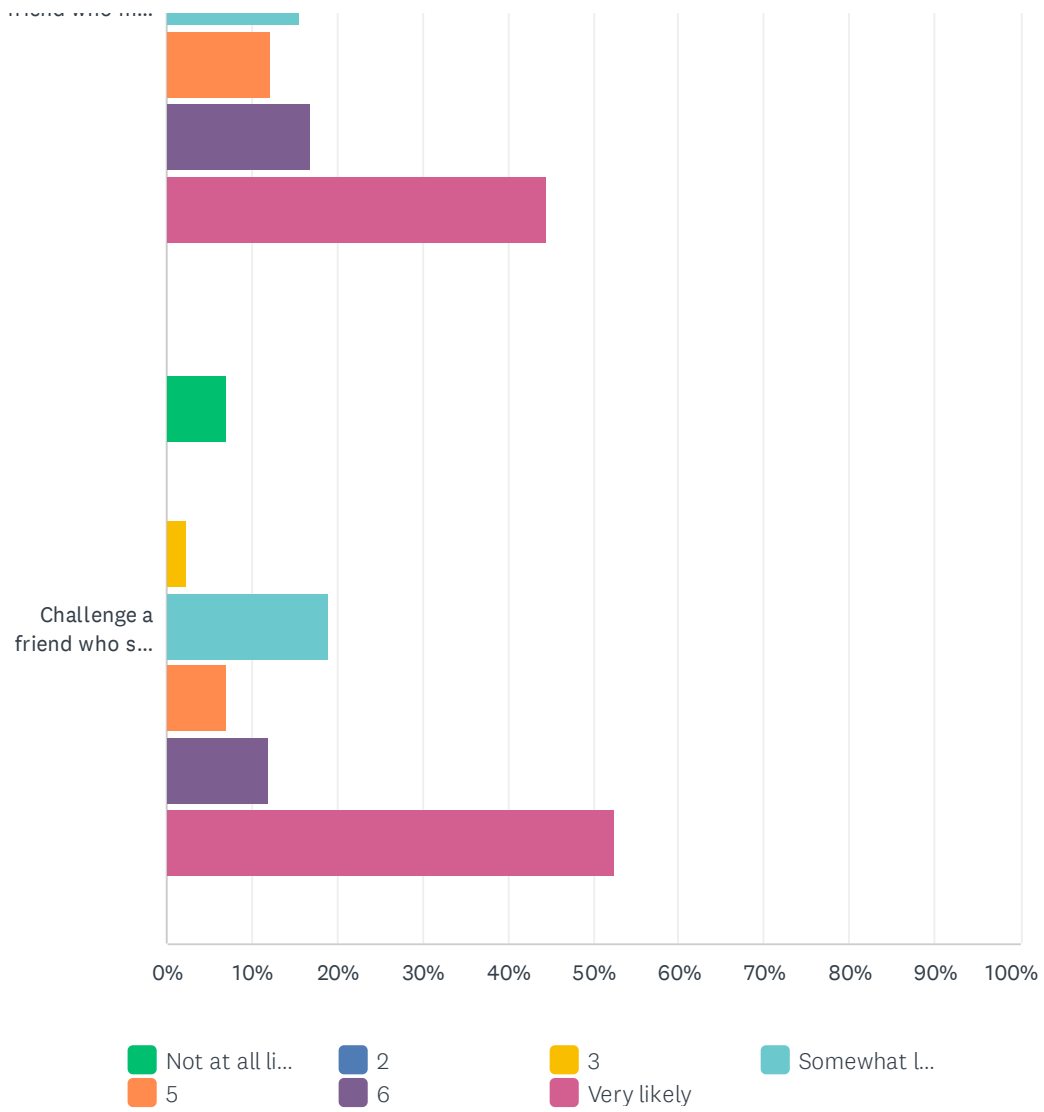
Answered: 85 Skipped: 36



Climate Survey



Climate Survey

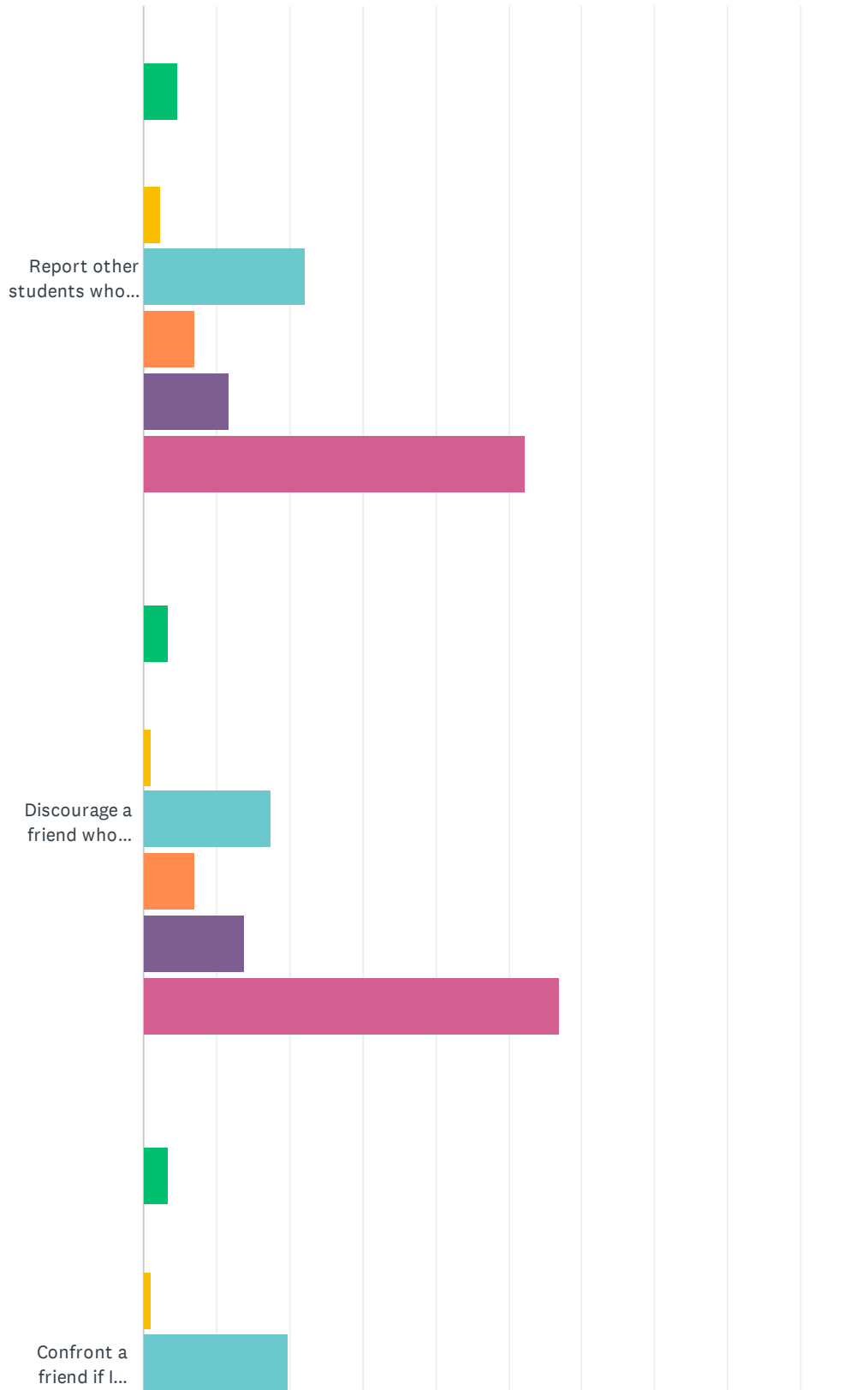


Climate Survey

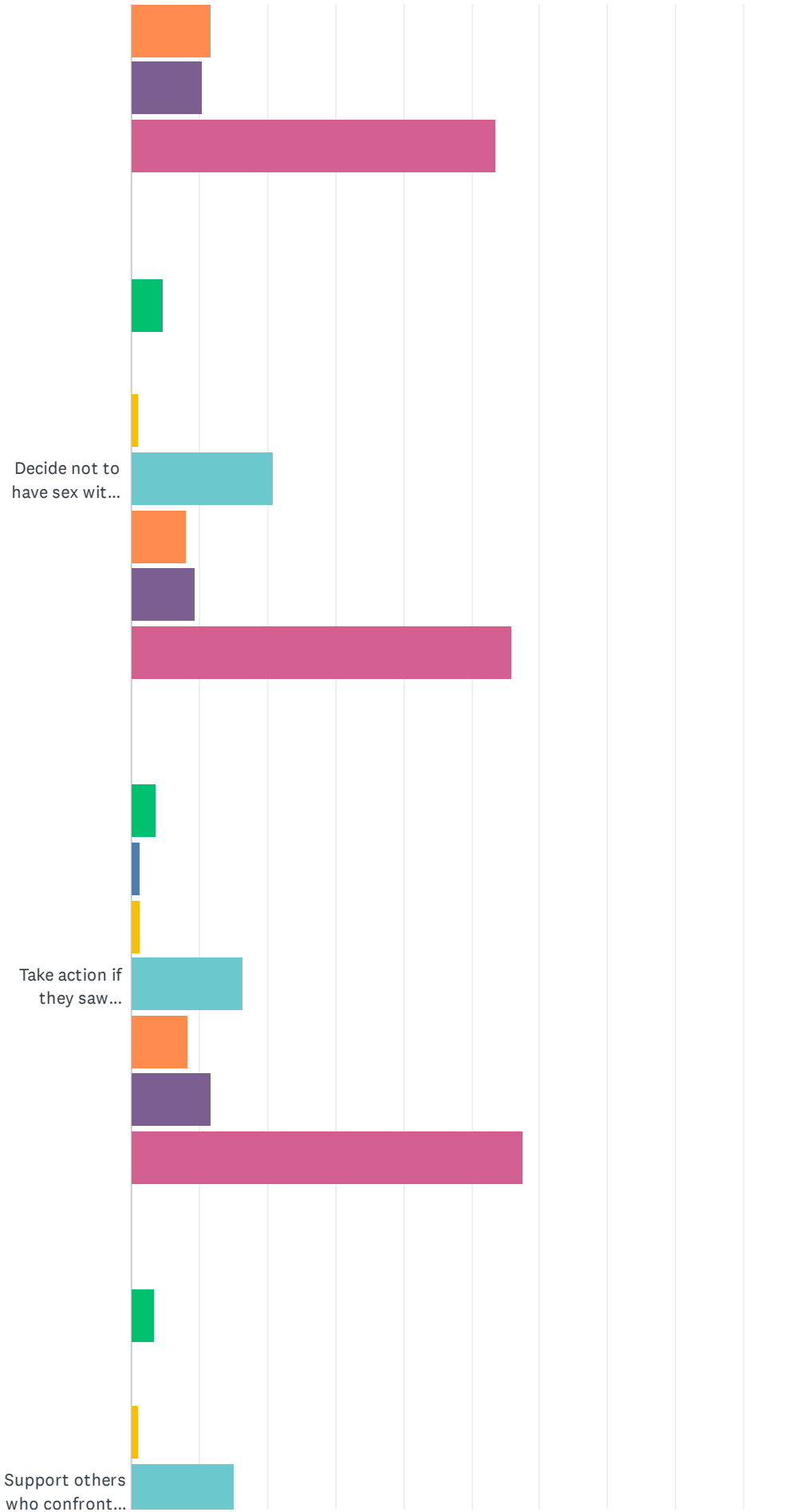
	NOT AT ALL LIKELY	2	3	SOMEWHAT LIKELY	5	6	VERY LIKELY	TOTAL
Confront other students who make inappropriate or negative sexual comments/gestures about a person.	4.76% 4	3.57% 3	1.19% 1	25.00% 21	10.71% 9	8.33% 7	46.43% 39	84
Ask for verbal consent when they are intimate with their partner, even if they are in a long-term relationship.	5.95% 5	0.00% 0	7.14% 6	25.00% 21	9.52% 8	7.14% 6	45.24% 38	84
Stop sexual activity when asked to, even if they are already sexually aroused.	4.76% 4	0.00% 0	1.19% 1	19.05% 16	9.52% 8	10.71% 9	54.76% 46	84
Check in with a friend who looks drunk when they go to a room with someone else at a party.	3.57% 3	0.00% 0	1.19% 1	16.67% 14	13.10% 11	11.90% 10	53.57% 45	84
Say something to a friend who is taking a drunk person back to their room at a party.	3.57% 3	1.19% 1	1.19% 1	20.24% 17	9.52% 8	14.29% 12	50.00% 42	84
Challenge a friend who made a sexist statement/joke.	7.23% 6	1.20% 1	2.41% 2	15.66% 13	12.05% 10	16.87% 14	44.58% 37	83
Challenge a friend who said something offensive about people who are lesbian, gay, bisexual, or transgender.	7.14% 6	0.00% 0	2.38% 2	19.05% 16	7.14% 6	11.90% 10	52.38% 44	84

Q41 For the next few questions, based on behavior you have observed, how likely do you think most students at your school would be willing to:

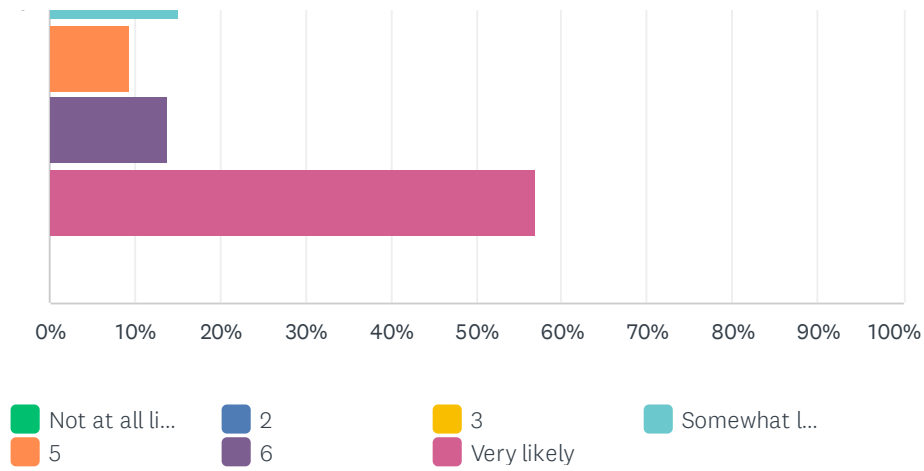
Answered: 86 Skipped: 35



Climate Survey



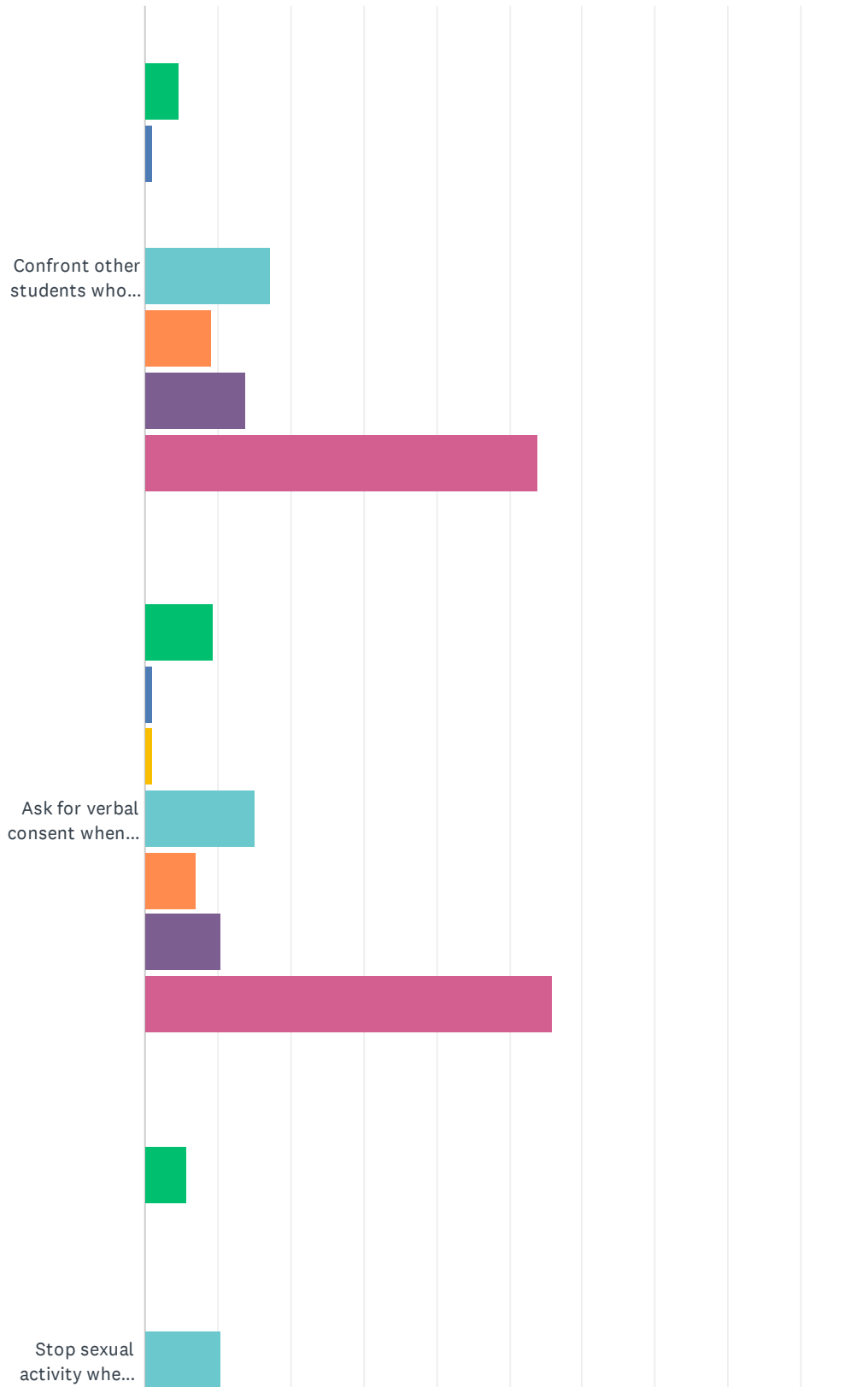
Climate Survey



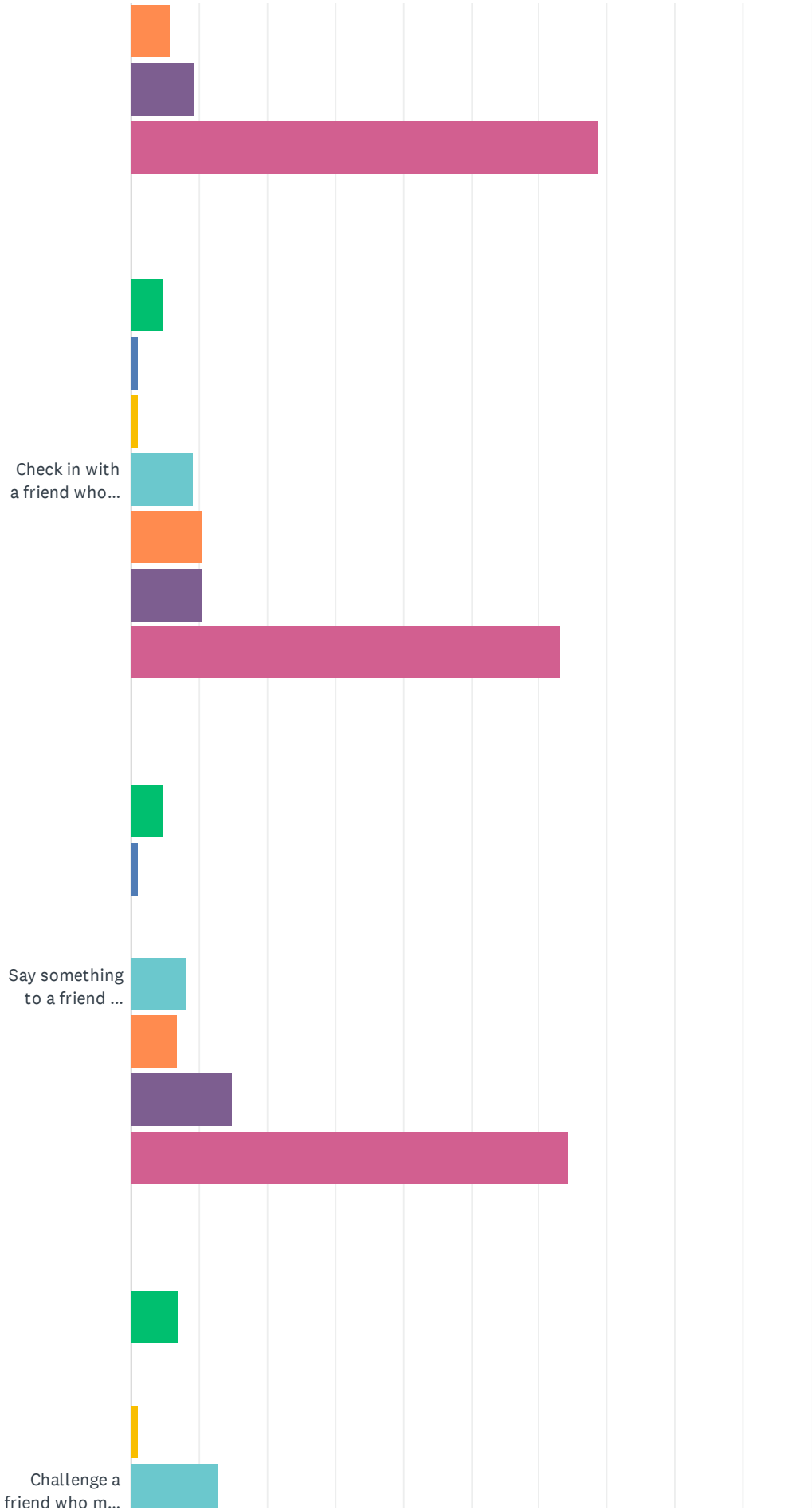
	NOT AT ALL LIKELY	2	3	SOMEWHAT LIKELY	5	6	VERY LIKELY	TOTAL
Report other students who use force or pressure to engage in sexual contact.	4.65% 4	0.00% 0	2.33% 2	22.09% 19	6.98% 6	11.63% 10	52.33% 45	86
Discourage a friend who plans to give someone alcohol to get sex.	3.49% 3	0.00% 0	1.16% 1	17.44% 15	6.98% 6	13.95% 12	56.98% 49	86
Confront a friend if I hear rumors that they forced sex on someone.	3.49% 3	0.00% 0	1.16% 1	19.77% 17	11.63% 10	10.47% 9	53.49% 46	86
Decide not to have sex with a partner if they are drunk.	4.65% 4	0.00% 0	1.16% 1	20.93% 18	8.14% 7	9.30% 8	55.81% 48	86
Take action if they saw someone trying to take advantage of another person sexually.	3.53% 3	1.18% 1	1.18% 1	16.47% 14	8.24% 7	11.76% 10	57.65% 49	85
Support others who confront harmful or problematic behavior.	3.49% 3	0.00% 0	1.16% 1	15.12% 13	9.30% 8	13.95% 12	56.98% 49	86

Q42 Please indicate how likely you are to engage in each of the following behaviors:

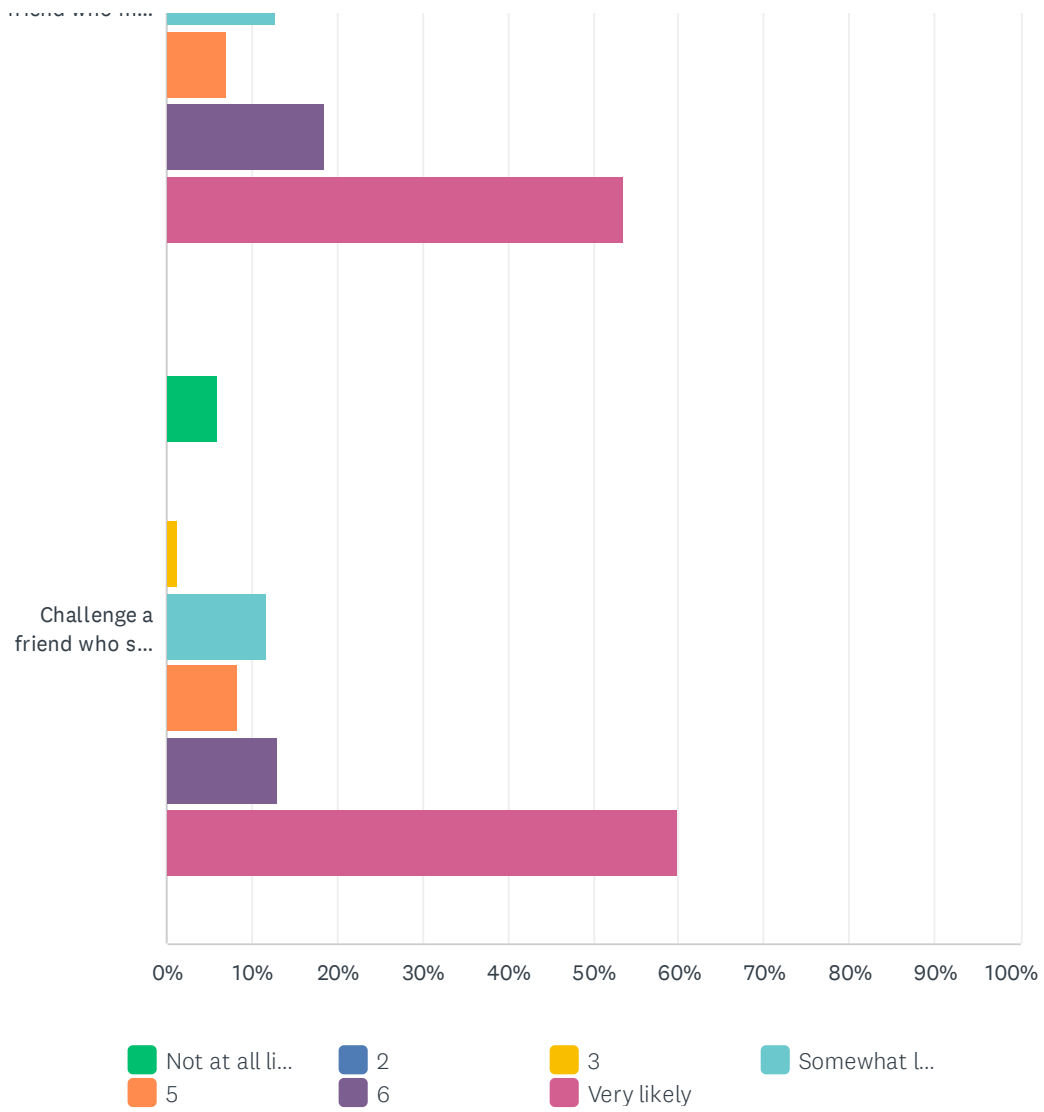
Answered: 87 Skipped: 34



Climate Survey



Climate Survey



Climate Survey

	NOT AT ALL LIKELY	2	3	SOMEWHAT LIKELY	5	6	VERY LIKELY	TOTAL
Confront other students who make inappropriate or negative sexual comments/gestures about a person.	4.60% 4	1.15% 1	0.00% 0	17.24% 15	9.20% 8	13.79% 12	54.02% 47	87
Ask for verbal consent when they are intimate with their partner, even if they are in a long-term relationship.	9.30% 8	1.16% 1	1.16% 1	15.12% 13	6.98% 6	10.47% 9	55.81% 48	86
Stop sexual activity when asked to, even if they are already sexually aroused.	5.81% 5	0.00% 0	0.00% 0	10.47% 9	5.81% 5	9.30% 8	68.60% 59	86
Check in with a friend who looks drunk when they go to a room with someone else at a party.	4.60% 4	1.15% 1	1.15% 1	9.20% 8	10.34% 9	10.34% 9	63.22% 55	87
Say something to a friend who is taking a drunk person back to their room at a party.	4.60% 4	1.15% 1	0.00% 0	8.05% 7	6.90% 6	14.94% 13	64.37% 56	87
Challenge a friend who made a sexist statement/joke.	6.98% 6	0.00% 0	1.16% 1	12.79% 11	6.98% 6	18.60% 16	53.49% 46	86
Challenge a friend who said something offensive about people who are lesbian, gay, bisexual, or transgender.	5.88% 5	0.00% 0	1.18% 1	11.76% 10	8.24% 7	12.94% 11	60.00% 51	85