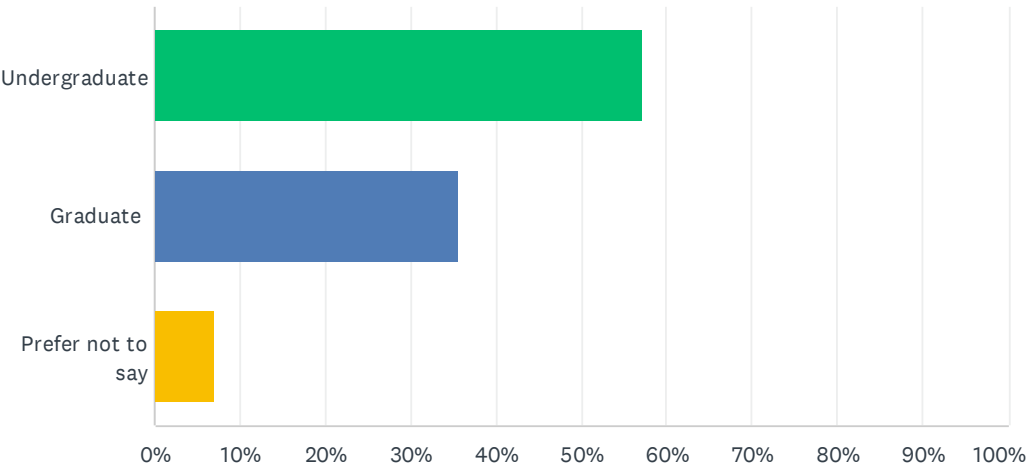


Q1 Please select your status:

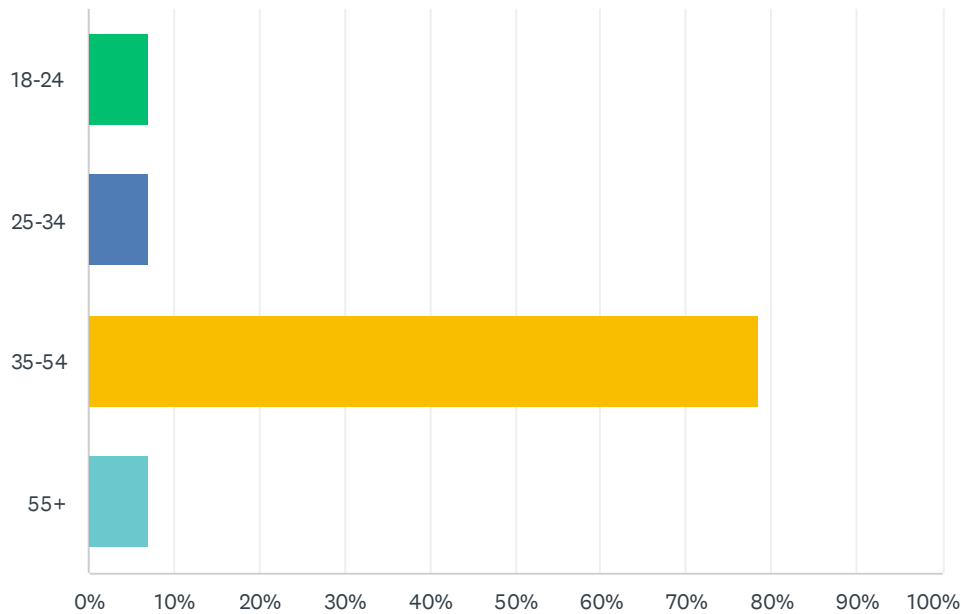
Answered: 14 Skipped: 0



ANSWER CHOICES		RESPONSES	
Undergraduate		57.14%	8
Graduate		35.71%	5
Prefer not to say		7.14%	1
TOTAL			14

Q2 How old are you?

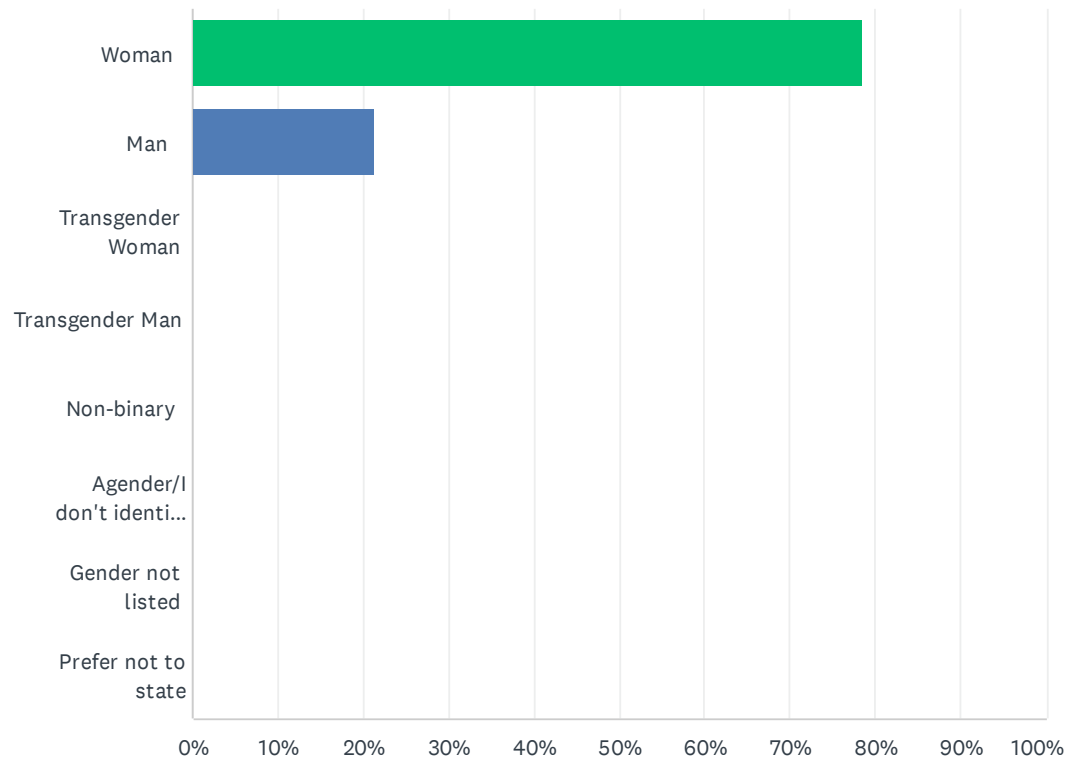
Answered: 14 Skipped: 0



ANSWER CHOICES	RESPONSES	
18-24	7.14%	1
25-34	7.14%	1
35-54	78.57%	11
55+	7.14%	1
TOTAL		14

Q3 Which most closely describes your current gender identity?

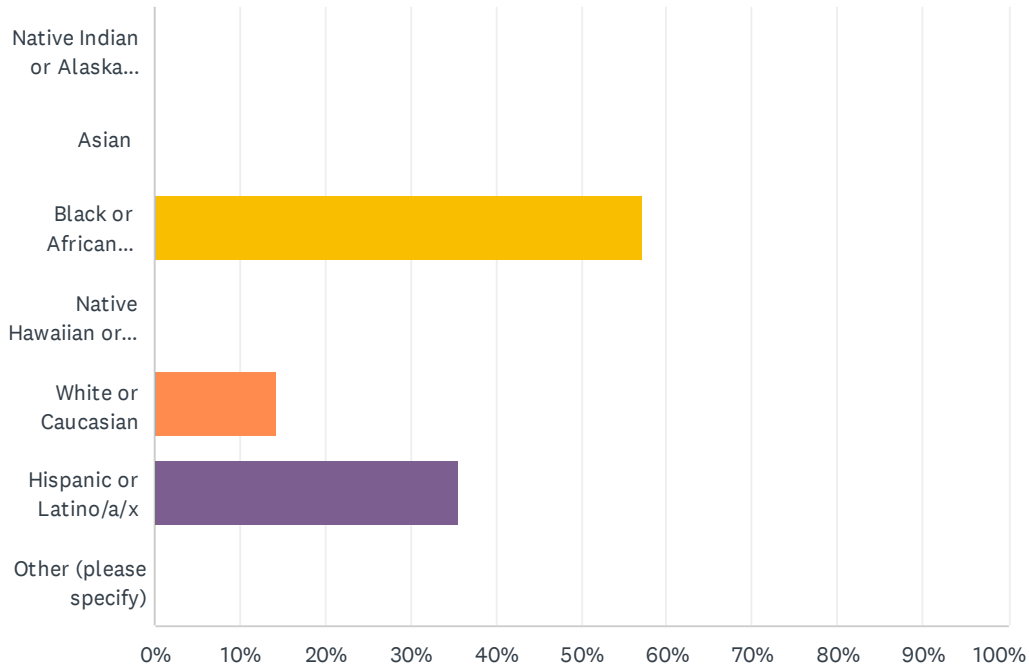
Answered: 14 Skipped: 0



ANSWER CHOICES	RESPONSES	
Woman	78.57%	11
Man	21.43%	3
Transgender Woman	0.00%	0
Transgender Man	0.00%	0
Non-binary	0.00%	0
Agender/I don't identify withy any gender	0.00%	0
Gender not listed	0.00%	0
Prefer not to state	0.00%	0
TOTAL		14

Q4 Select one or more of the following options that best describes your race/ethnicity:

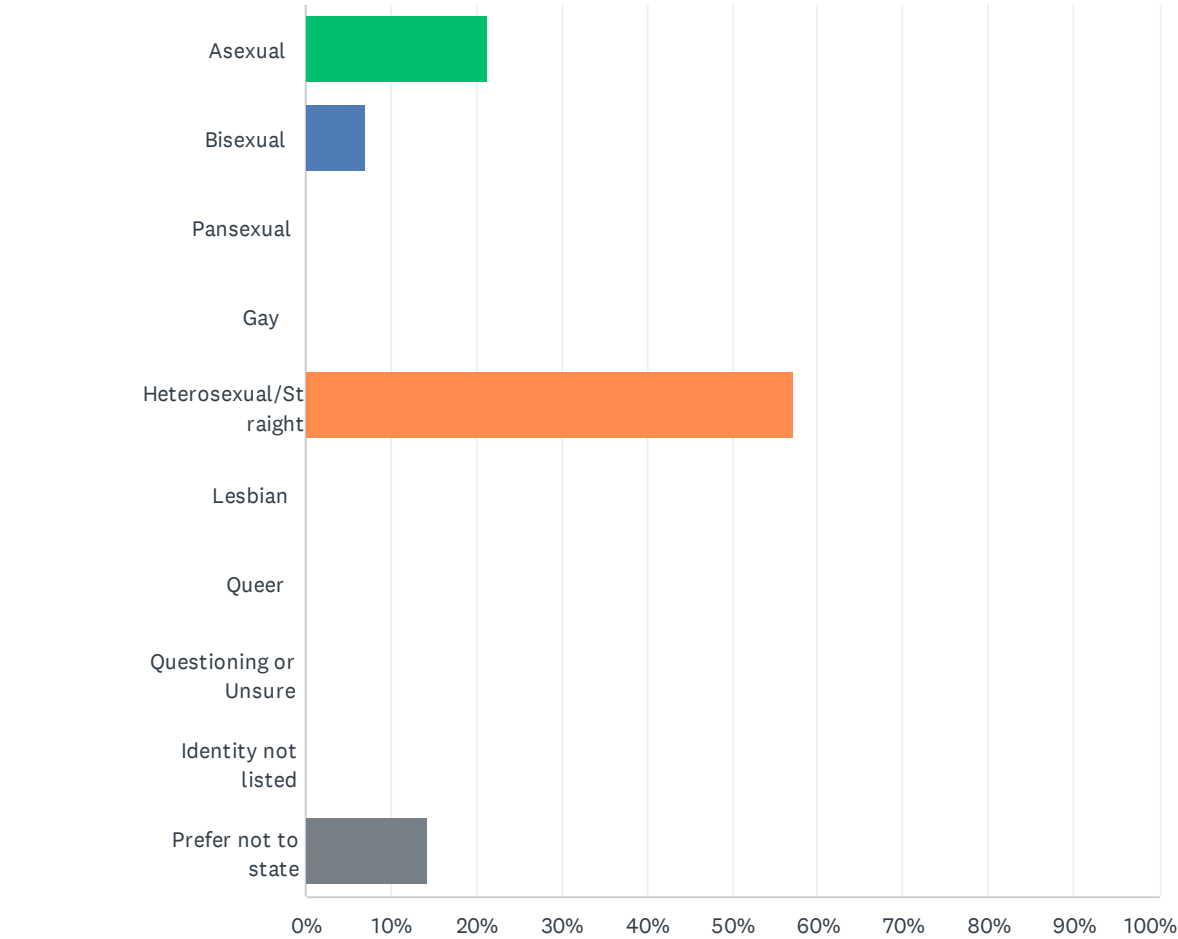
Answered: 14 Skipped: 0



ANSWER CHOICES	RESPONSES	
Native Indian or Alaska Native	0.00%	0
Asian	0.00%	0
Black or African American	57.14%	8
Native Hawaiian or other Pacific Islander	0.00%	0
White or Caucasian	14.29%	2
Hispanic or Latino/a/x	35.71%	5
Other (please specify)	0.00%	0
Total Respondents: 14		

Q5 Which is your sexual orientation?

Answered: 14 Skipped: 0

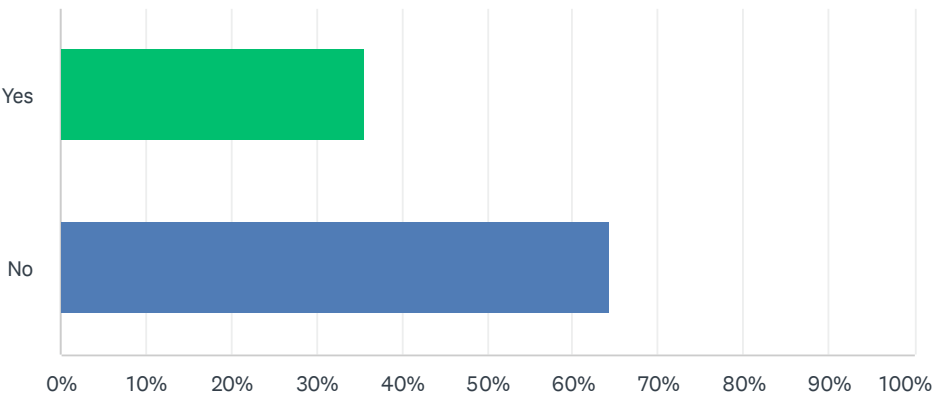


2023 Climate Survey

ANSWER CHOICES	RESPONSES	
Asexual	21.43%	3
Bisexual	7.14%	1
Pansexual	0.00%	0
Gay	0.00%	0
Heterosexual/Straight	57.14%	8
Lesbian	0.00%	0
Queer	0.00%	0
Questioning or Unsure	0.00%	0
Identity not listed	0.00%	0
Prefer not to state	14.29%	2
TOTAL		14

Q6 Did you transfer to MCNY from another Institution?

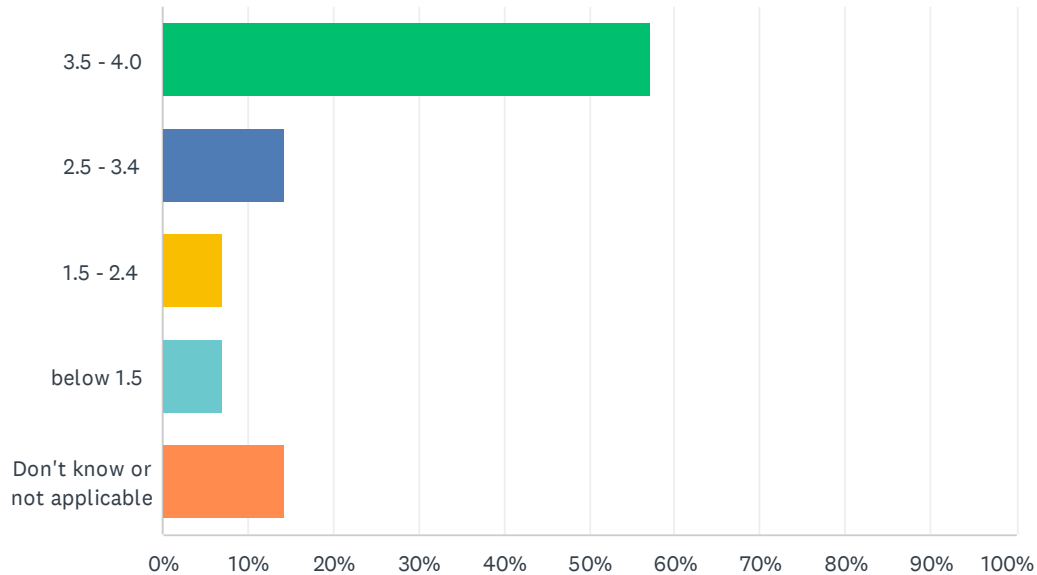
Answered: 14 Skipped: 0



ANSWER CHOICES		RESPONSES	
Yes		35.71%	5
No		64.29%	9
TOTAL			14

Q7 Which of the following best describes your current grade point average?

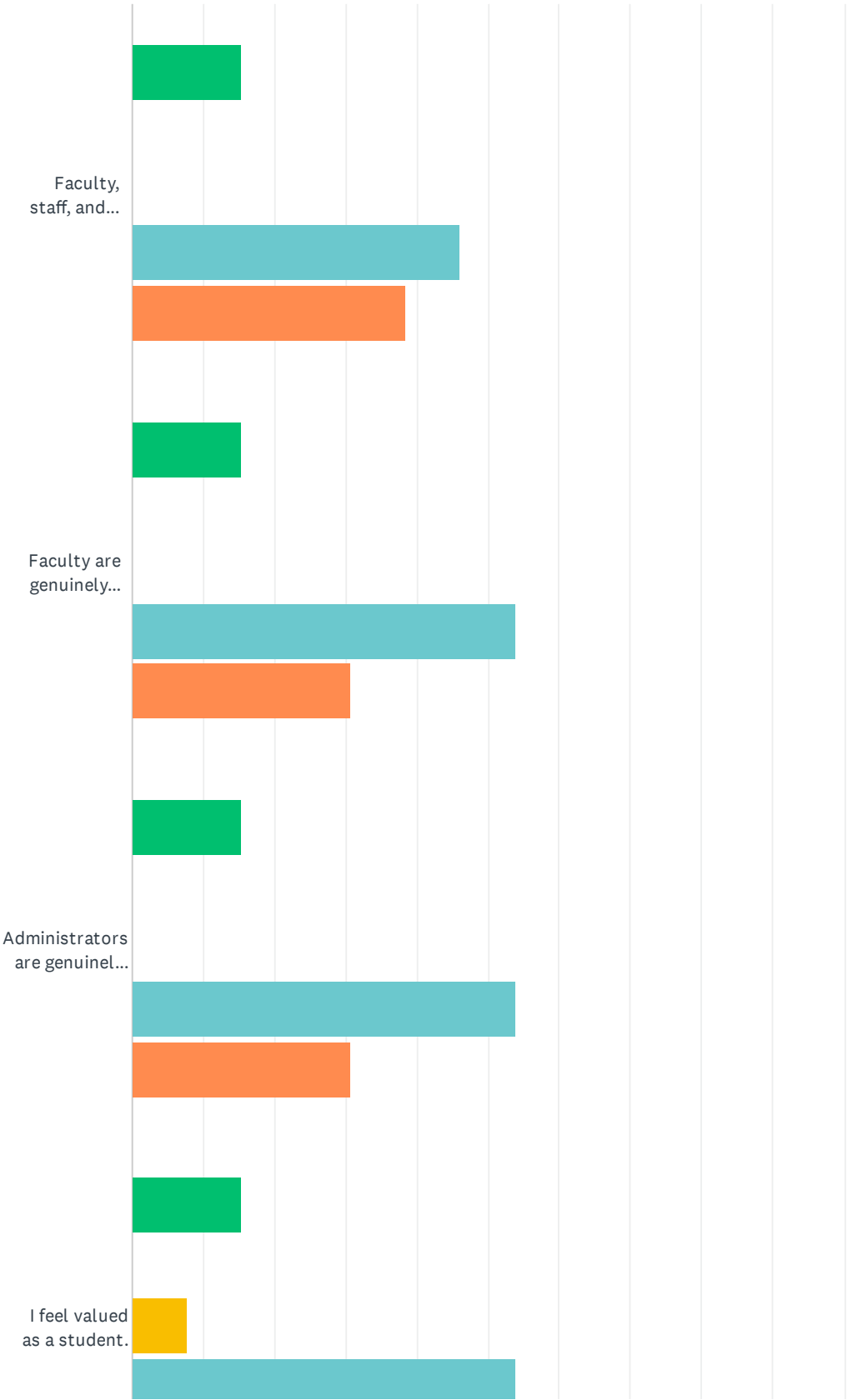
Answered: 14 Skipped: 0



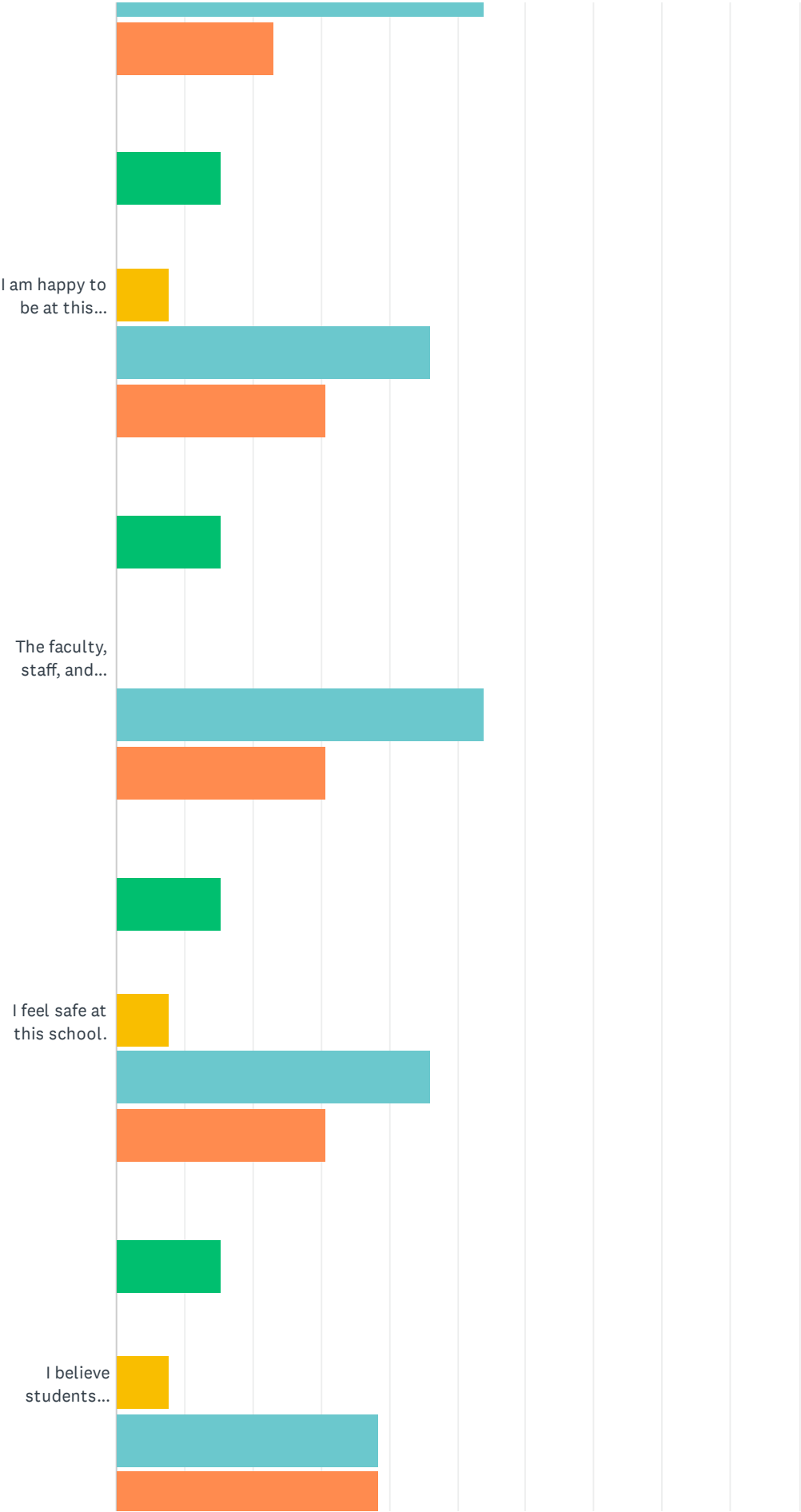
ANSWER CHOICES	RESPONSES	
3.5 - 4.0	57.14%	8
2.5 - 3.4	14.29%	2
1.5 - 2.4	7.14%	1
below 1.5	7.14%	1
Don't know or not applicable	14.29%	2
TOTAL		14

Q8 Please indicate your level of agreement with the following statements:

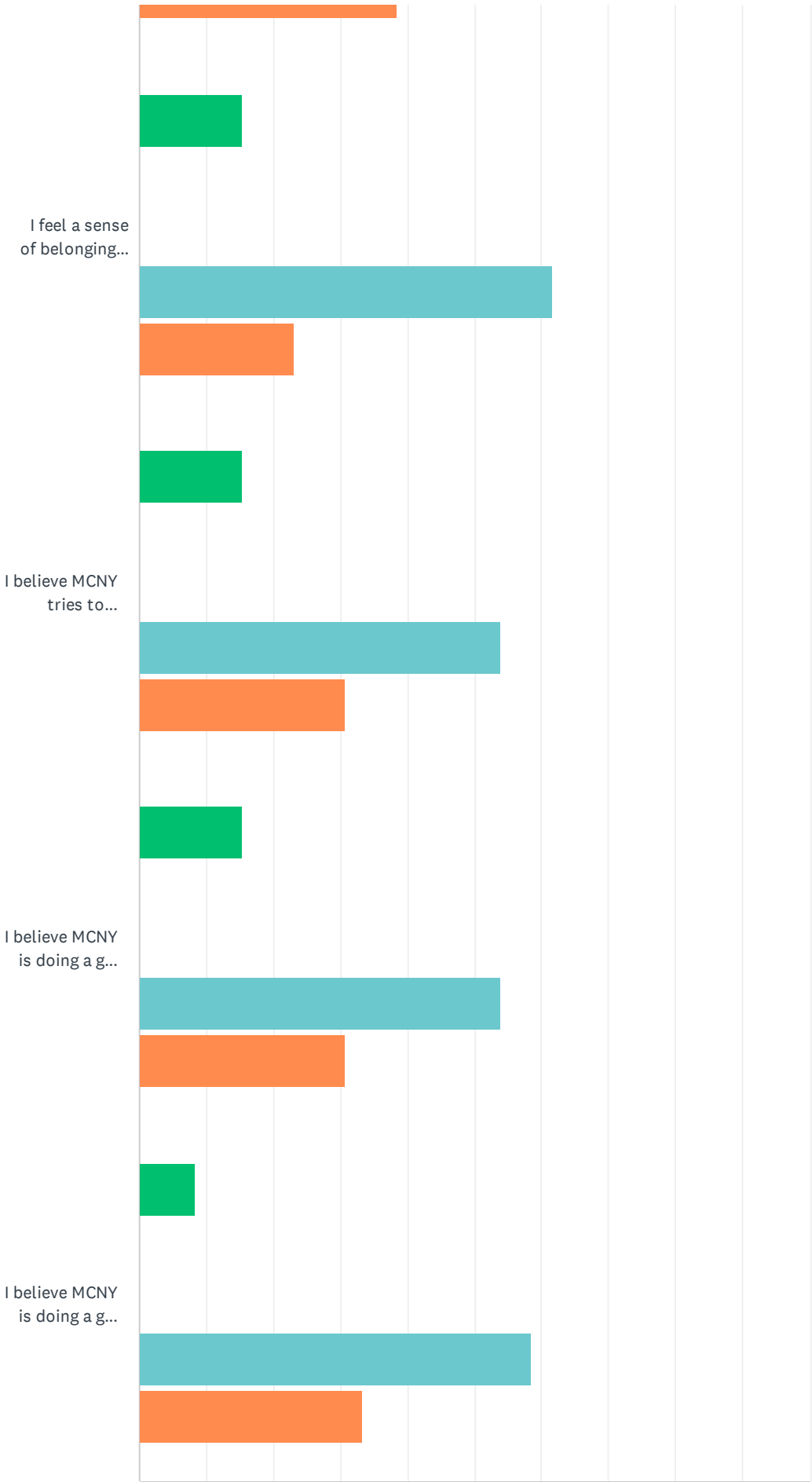
Answered: 13 Skipped: 1



2023 Climate Survey



2023 Climate Survey



2023 Climate Survey

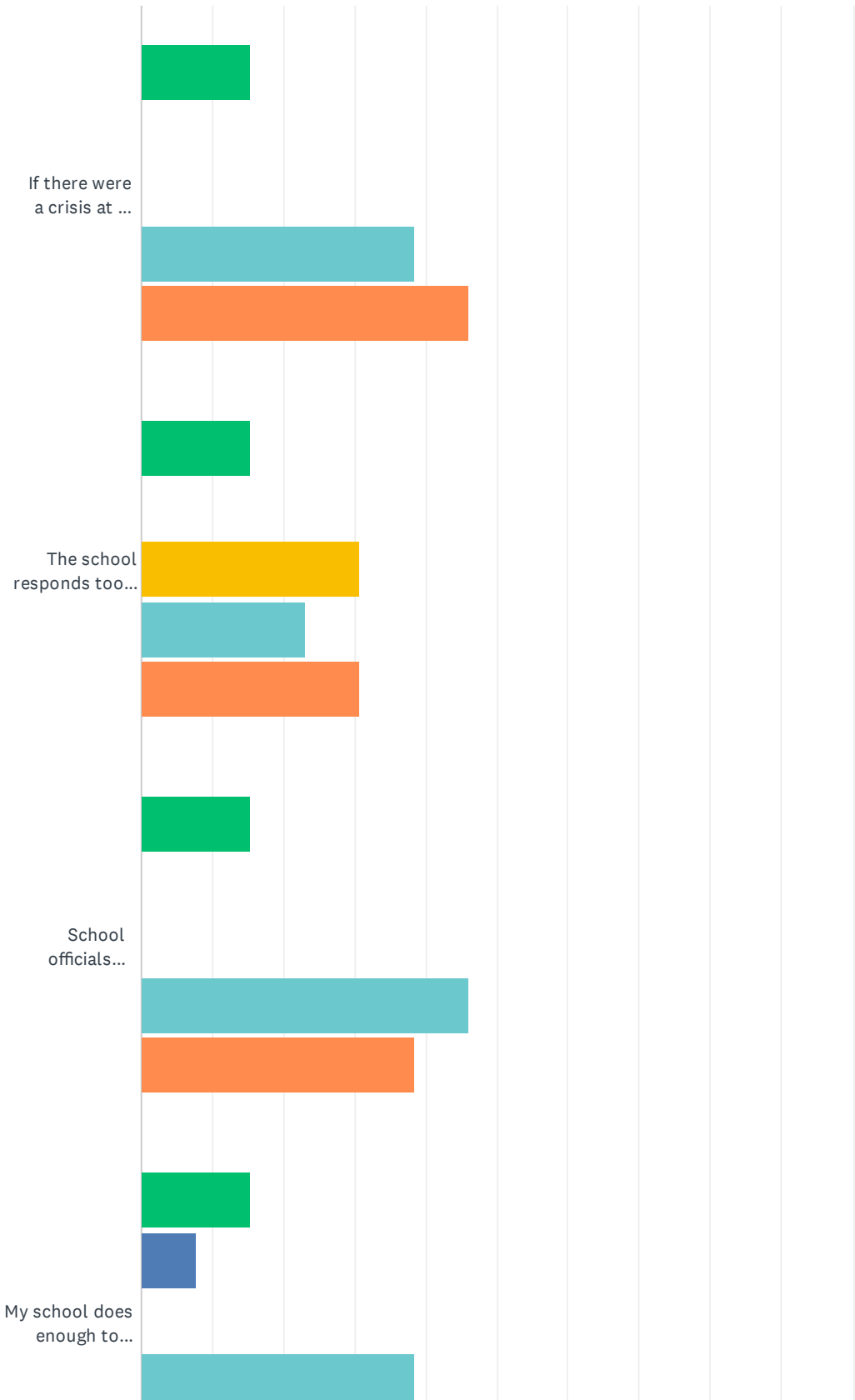
0% 10% 20% 30% 40% 50% 60% 70% 80% 90% 100%

■ Strongly Di...
 ■ Disagree
 ■ Neither Agr...
 ■ Agree
■ Strongly Ag...

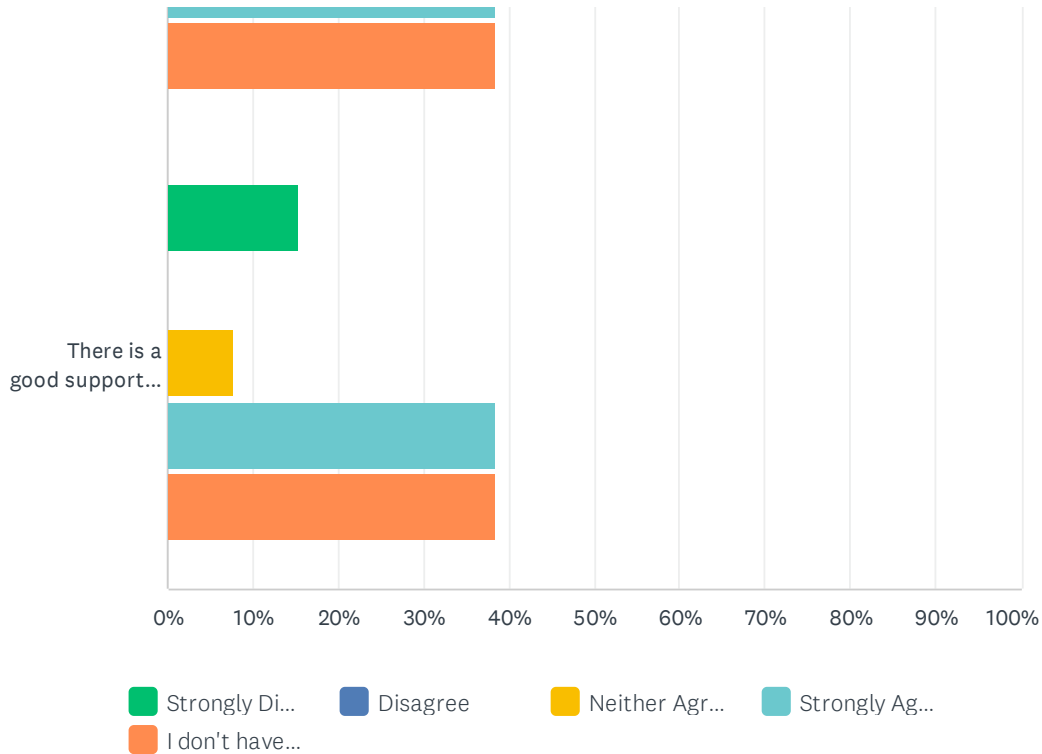
	STRONGLY DISAGREE	DISAGREE	NEITHER AGREE NOR DISAGREE	AGREE	STRONGLY AGREE	TOTAL
Faculty, staff, and administrators respect what students at this school think.	15.38% 2	0.00% 0	0.00% 0	46.15% 6	38.46% 5	13
Faculty are genuinely concerned about my welfare.	15.38% 2	0.00% 0	0.00% 0	53.85% 7	30.77% 4	13
Administrators are genuinely concerned about my welfare.	15.38% 2	0.00% 0	0.00% 0	53.85% 7	30.77% 4	13
I feel valued as a student.	15.38% 2	0.00% 0	7.69% 1	53.85% 7	23.08% 3	13
I am happy to be at this school.	15.38% 2	0.00% 0	7.69% 1	46.15% 6	30.77% 4	13
The faculty, staff, and administrators at this school treat students fairly.	15.38% 2	0.00% 0	0.00% 0	53.85% 7	30.77% 4	13
I feel safe at this school.	15.38% 2	0.00% 0	7.69% 1	46.15% 6	30.77% 4	13
I believe students respect one another.	15.38% 2	0.00% 0	7.69% 1	38.46% 5	38.46% 5	13
I feel a sense of belonging at MCNY.	15.38% 2	0.00% 0	0.00% 0	61.54% 8	23.08% 3	13
I believe MCNY tries to protect the rights of all students.	15.38% 2	0.00% 0	0.00% 0	53.85% 7	30.77% 4	13
I believe MCNY is doing a good job of trying to prevent sexual assault from happening.	15.38% 2	0.00% 0	0.00% 0	53.85% 7	30.77% 4	13
I believe MCNY is doing a good job educating students about sexual harassment and assault.	8.33% 1	0.00% 0	0.00% 0	58.33% 7	33.33% 4	12

Q9 Please indicate your level of agreement with the following statements:

Answered: 13 Skipped: 1



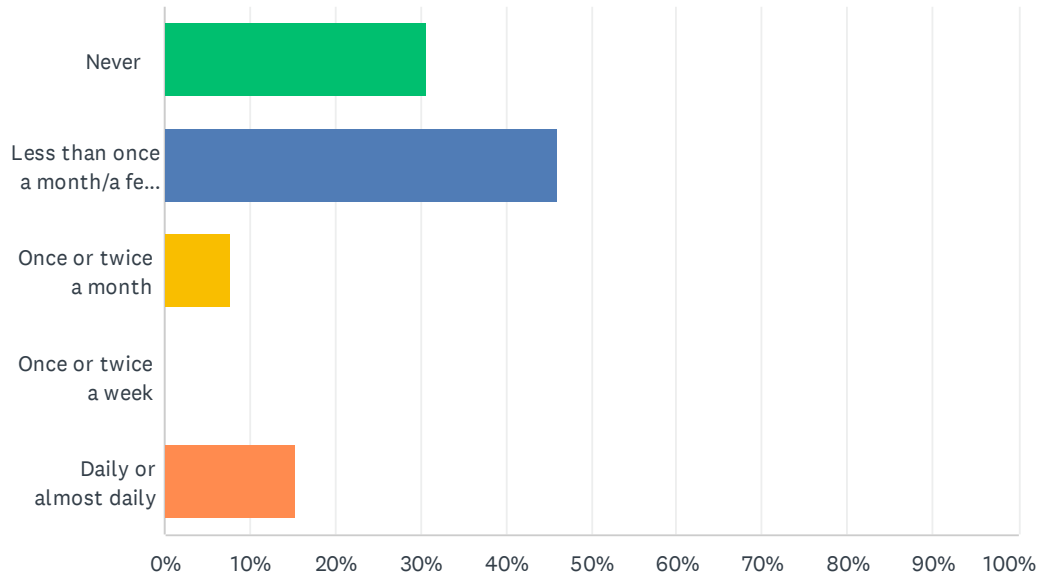
2023 Climate Survey



	STRONGLY DISAGREE	DISAGREE	NEITHER AGREE NOR DISAGREE	STRONGLY AGREE	I DON'T HAVE KNOWLEDGE OR EXPERIENCE AROUND THIS TO OFFER A RESPONSE	TOTAL
If there were a crisis at my school, my school would handle it well.	15.38% 2	0.00% 0	0.00% 0	38.46% 5	46.15% 6	13
The school responds too slowly in difficult situations.	15.38% 2	0.00% 0	30.77% 4	23.08% 3	30.77% 4	13
School officials handle negative incidents in a fair and responsible manner.	15.38% 2	0.00% 0	0.00% 0	46.15% 6	38.46% 5	13
My school does enough to protect the safety of students.	15.38% 2	7.69% 1	0.00% 0	38.46% 5	38.46% 5	13
There is a good support system at my school for students going through difficult times.	15.38% 2	0.00% 0	7.69% 1	38.46% 5	38.46% 5	13

Q10 Since the start of this academic year, about how often have you consumed alcohol?

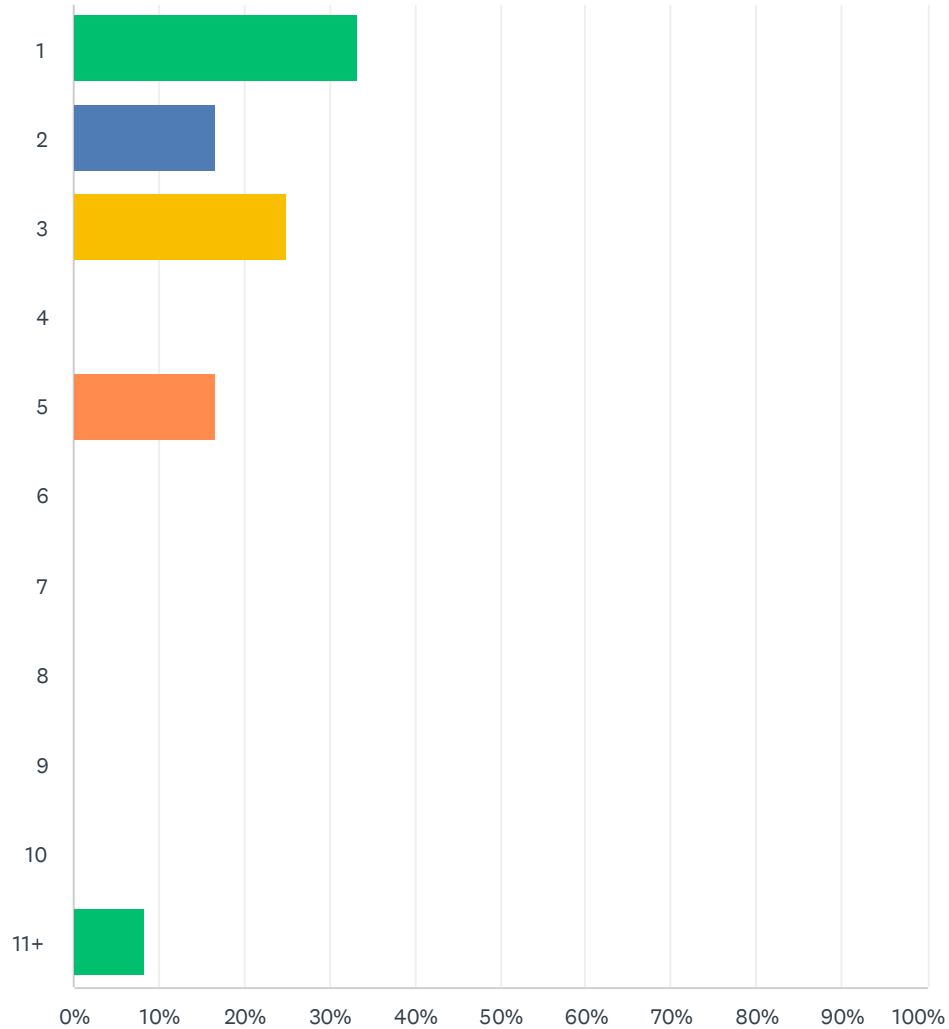
Answered: 13 Skipped: 1



ANSWER CHOICES	RESPONSES	
Never	30.77%	4
Less than once a month/a few times	46.15%	6
Once or twice a month	7.69%	1
Once or twice a week	0.00%	0
Daily or almost daily	15.38%	2
TOTAL		13

Q11 On a typical drinking occasion, about how many alcohol drinks do you usually have? (One drink = 1.5 oz liquor = 5 oz wine = 12 oz beer)

Answered: 12 Skipped: 2

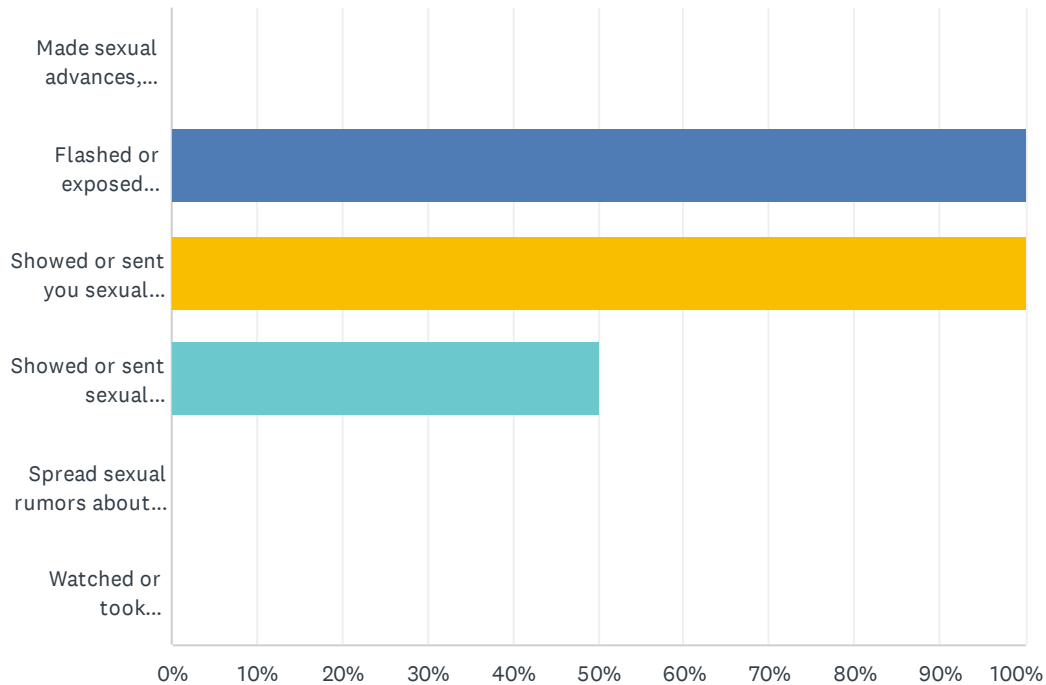


2023 Climate Survey

ANSWER CHOICES	RESPONSES	
1	33.33%	4
2	16.67%	2
3	25.00%	3
4	0.00%	0
5	16.67%	2
6	0.00%	0
7	0.00%	0
8	0.00%	0
9	0.00%	0
10	0.00%	0
11+	8.33%	1
TOTAL		12

Q12 Since the beginning of the current academic year, has anyone done the following to you either in person or by phone, text message, e-mail, or social media? Please include any experiences, regardless of where they occurred.

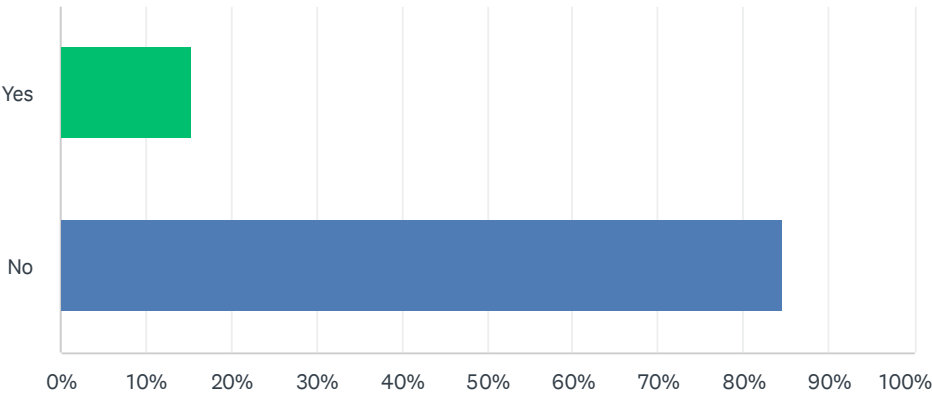
Answered: 2 Skipped: 12



ANSWER CHOICES	RESPONSES	
Made sexual advances, gestures, comments, or jokes that were unwelcome to you	0.00%	0
Flashed or exposed themselves to you without your consent	100.00%	2
Showed or sent you sexual pictures, photos, or videos that you didn't want to see	100.00%	2
Showed or sent sexual photos/videos of you that you didn't want shared	50.00%	1
Spread sexual rumors about you that you didn't want shared	0.00%	0
Watched or took photos/videos of you when you were nude or having sex without your consent	0.00%	0
Total Respondents: 2		

Q13 Have you experienced sexual contact without your consent before you became a student at this school?

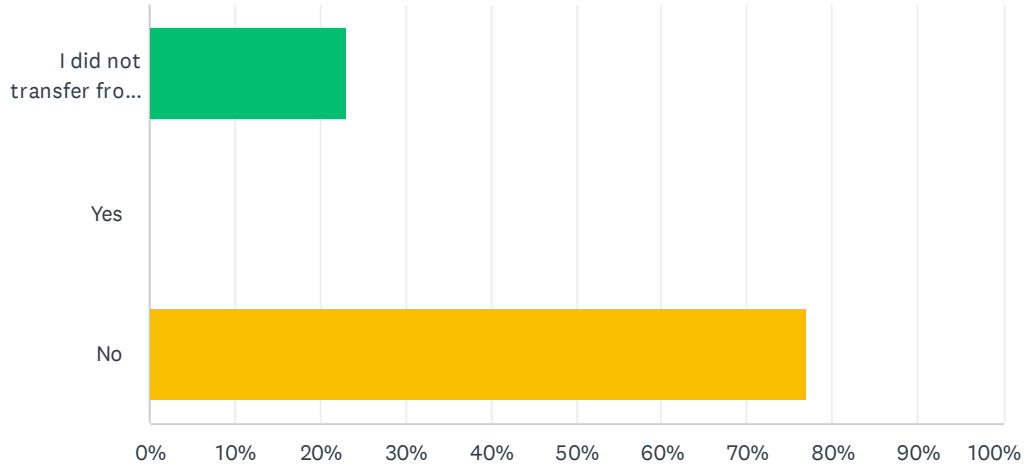
Answered: 13 Skipped: 1



ANSWER CHOICES		RESPONSES	
Yes		15.38%	2
No		84.62%	11
TOTAL			13

Q14 Did you transfer to MCNY as a result of non-consensual or unwanted sexual contact you experienced at a previous college/university?

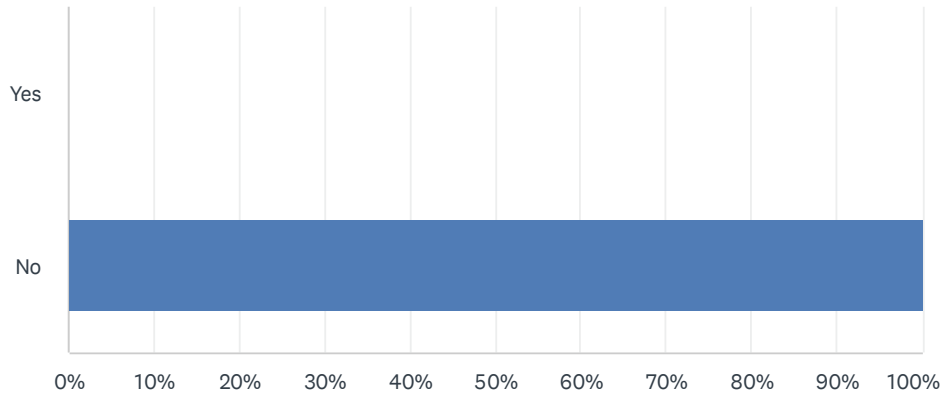
Answered: 13 Skipped: 1



ANSWER CHOICES		RESPONSES	
I did not transfer from another college/university		23.08%	3
Yes		0.00%	0
No		76.92%	10
TOTAL			13

Q15 Have you experienced sexual contact without your consent since you became a student at this school?

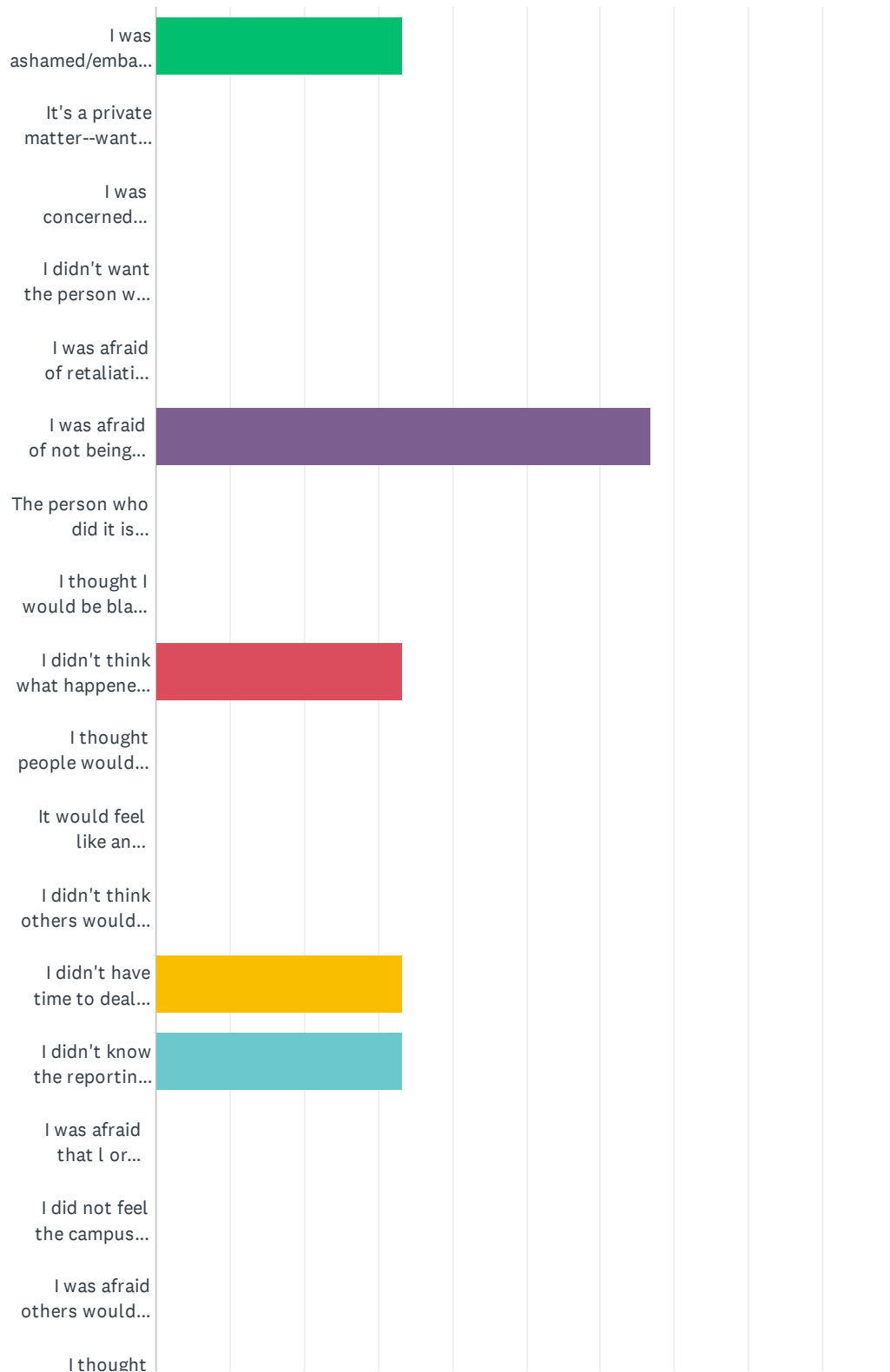
Answered: 12 Skipped: 2



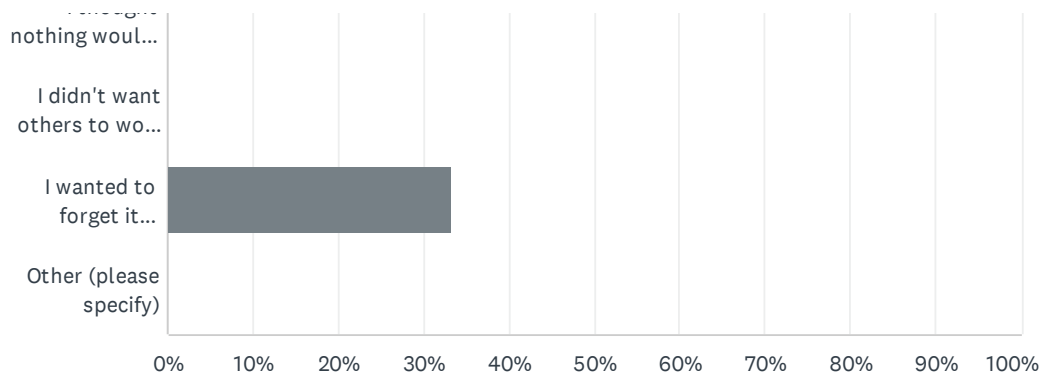
ANSWER CHOICES	RESPONSES	
Yes	0.00%	0
No	100.00%	12
TOTAL		12

Q16 There are a lot of good reasons why someone may not tell anyone about an incident of non-consensual or unwanted sexual contact. What were your reasons? Please check all that apply.

Answered: 3 Skipped: 11



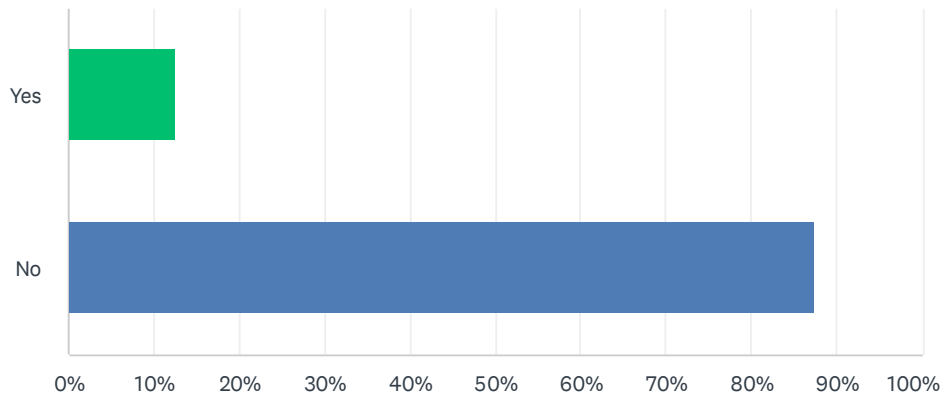
2023 Climate Survey



ANSWER CHOICES	RESPONSES	
I was ashamed/embarrassed	33.33%	1
It's a private matter--wanted to deal with it on my own	0.00%	0
I was concerned others would find out	0.00%	0
I didn't want the person who did it to get in trouble	0.00%	0
I was afraid of retaliation from the person who did it	0.00%	0
I was afraid of not being believed	66.67%	2
The person who did it is well-recognized at my school	0.00%	0
I thought I would be blamed for what happened	0.00%	0
I didn't think what happened was serious enough to talk about	33.33%	1
I thought people would try to tell me what to do	0.00%	0
It would feel like an admission of failure	0.00%	0
I didn't think others would understand	0.00%	0
I didn't have time to deal with it due to academics, work, etc.	33.33%	1
I didn't know the reporting procedure at my school	33.33%	1
I was afraid that I or another would be punished for other infractions or violations (e.g., underage drinking)	0.00%	0
I did not feel the campus leadership would solve my problems	0.00%	0
I was afraid others would harass me or react negatively toward me	0.00%	0
I thought nothing would be done	0.00%	0
I didn't want others to worry about me	0.00%	0
I wanted to forget it happened	33.33%	1
Other (please specify)	0.00%	0
Total Respondents: 3		

Q17 Did you experience retaliation by the person who committed this act or these actions, or their friends/ associates?

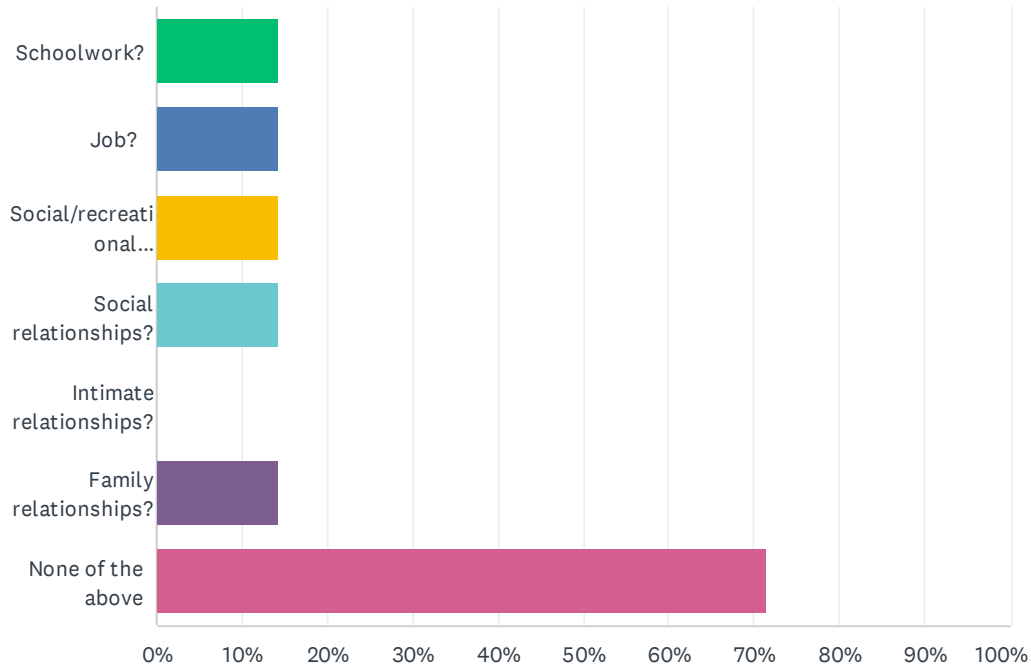
Answered: 8 Skipped: 6



ANSWER CHOICES	RESPONSES	
Yes	12.50%	1
No	87.50%	7
TOTAL		8

Q18 Did the incident have a negative impact on any of the following? Please check all that apply.

Answered: 7 Skipped: 7

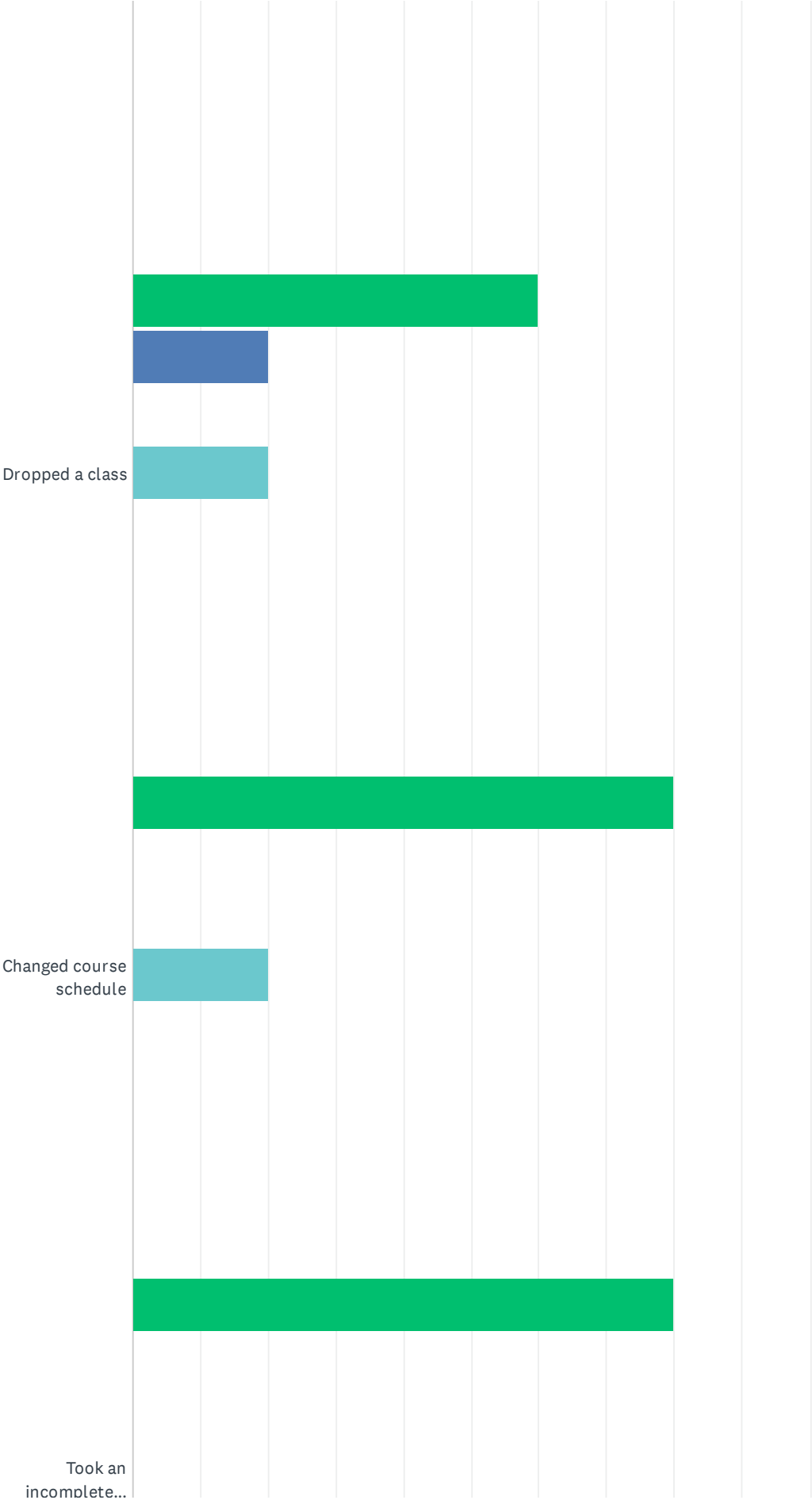


ANSWER CHOICES	RESPONSES	
Schoolwork?	14.29%	1
Job?	14.29%	1
Social/recreational activities?	14.29%	1
Social relationships?	14.29%	1
Intimate relationships?	0.00%	0
Family relationships?	14.29%	1
None of the above	71.43%	5
Total Respondents: 7		

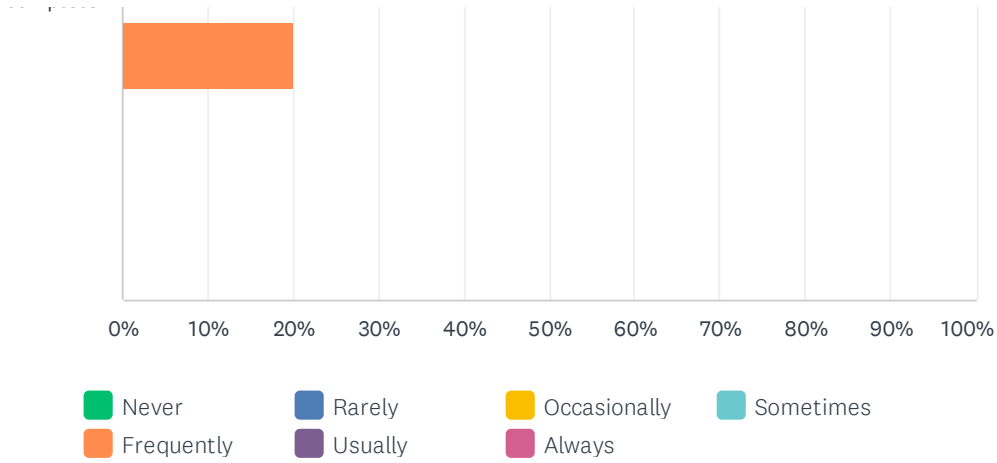
Q19 As a result of the incident, to what degree has the following happened to you?

Answered: 5 Skipped: 9





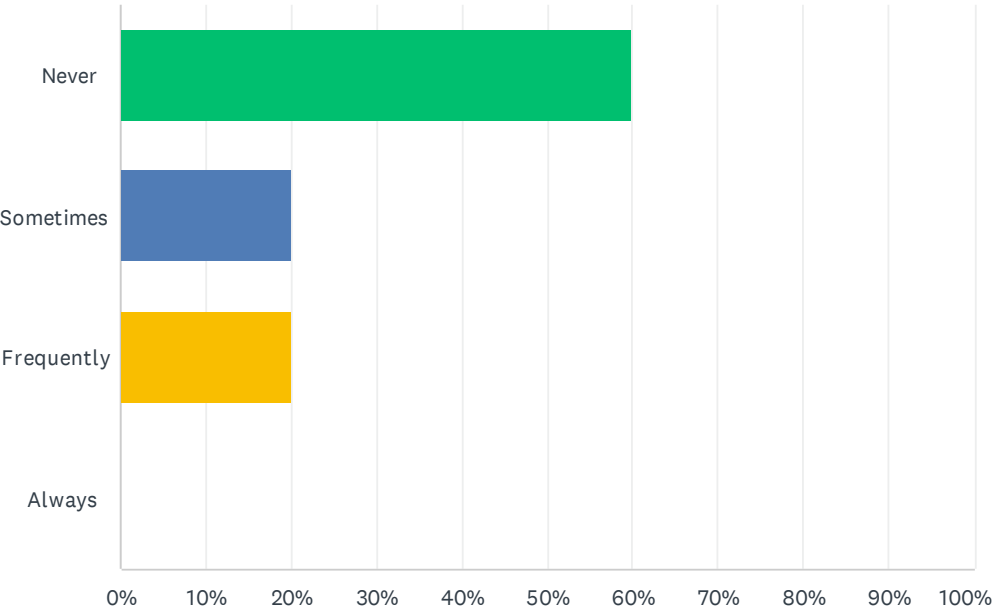
2023 Climate Survey



	NEVER	RARELY	OCCASIONALLY	SOMETIMES	FREQUENTLY	USUALLY	ALWAYS	TOTAL
Performed poorly on an assignment	80.00% 4	0.00% 0	0.00% 0	0.00% 0	20.00% 1	0.00% 0	0.00% 0	5
Got behind in schoolwork	80.00% 4	0.00% 0	0.00% 0	0.00% 0	20.00% 1	0.00% 0	0.00% 0	5
Missed a class	80.00% 4	0.00% 0	0.00% 0	20.00% 1	0.00% 0	0.00% 0	0.00% 0	5
Dropped a class	60.00% 3	20.00% 1	0.00% 0	20.00% 1	0.00% 0	0.00% 0	0.00% 0	5
Changed course schedule	80.00% 4	0.00% 0	0.00% 0	20.00% 1	0.00% 0	0.00% 0	0.00% 0	5
Took an incomplete course grade	80.00% 4	0.00% 0	0.00% 0	0.00% 0	20.00% 1	0.00% 0	0.00% 0	5

Q20 How often have you considered dropping out of school as a result of the incident?

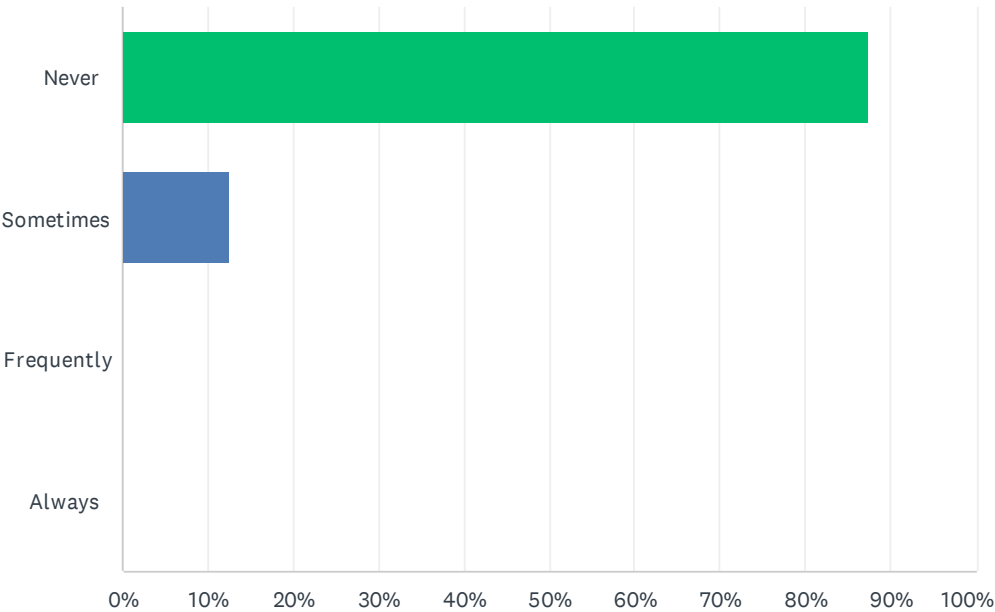
Answered: 5 Skipped: 9



ANSWER CHOICES	RESPONSES	
Never	60.00%	3
Sometimes	20.00%	1
Frequently	20.00%	1
Always	0.00%	0
TOTAL		5

Q21 How often have you thought about transferring to a new school?

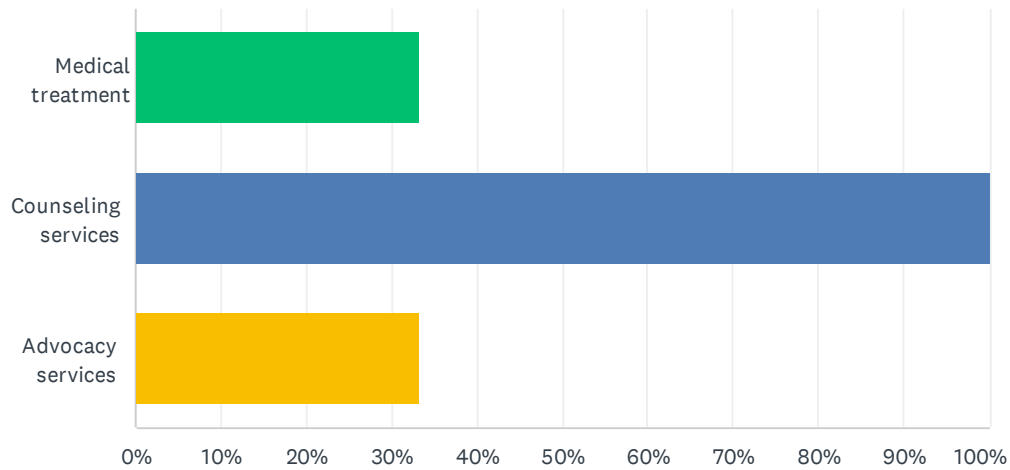
Answered: 8 Skipped: 6



ANSWER CHOICES	RESPONSES	
Never	87.50%	7
Sometimes	12.50%	1
Frequently	0.00%	0
Always	0.00%	0
TOTAL		8

Q22 Did you seek any of the following as a result of the incident?

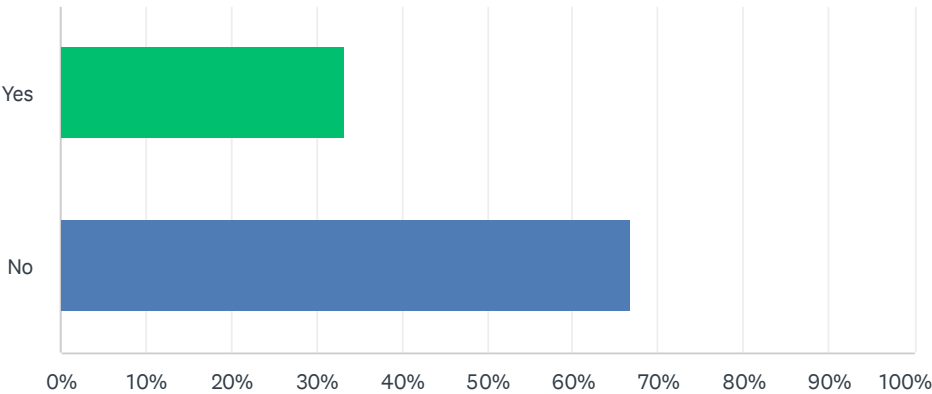
Answered: 3 Skipped: 11



ANSWER CHOICES	RESPONSES	
Medical treatment	33.33%	1
Counseling services	100.00%	3
Advocacy services	33.33%	1
Total Respondents: 3		

Q23 Did you report the incident to the police?

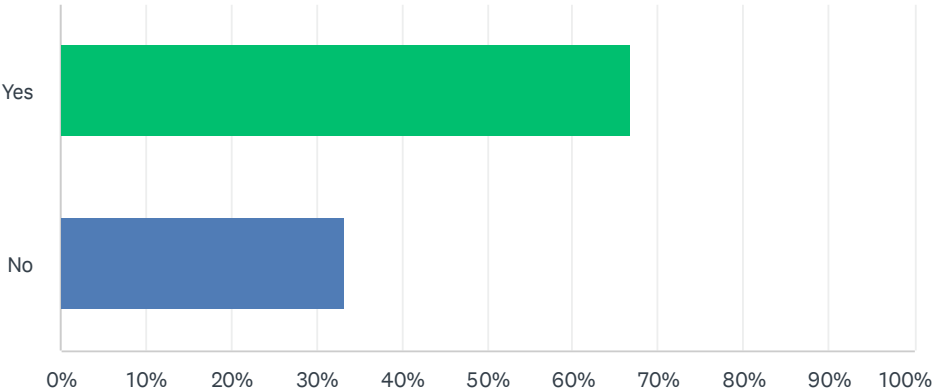
Answered: 3 Skipped: 11



ANSWER CHOICES	RESPONSES	
Yes	33.33%	1
No	66.67%	2
TOTAL		3

Q24 Did you use the procedures available at your school to report the incident?

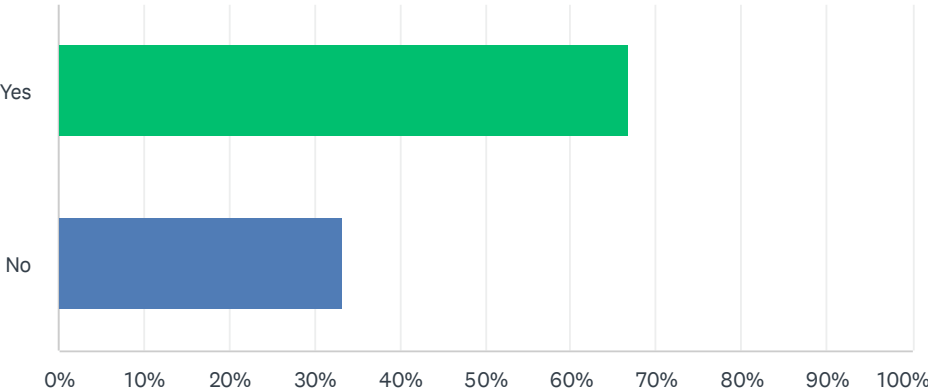
Answered: 3 Skipped: 11



ANSWER CHOICES	RESPONSES	
Yes	66.67%	2
No	33.33%	1
TOTAL		3

Q25 Do you feel that you were treated fairly through your school's procedures?

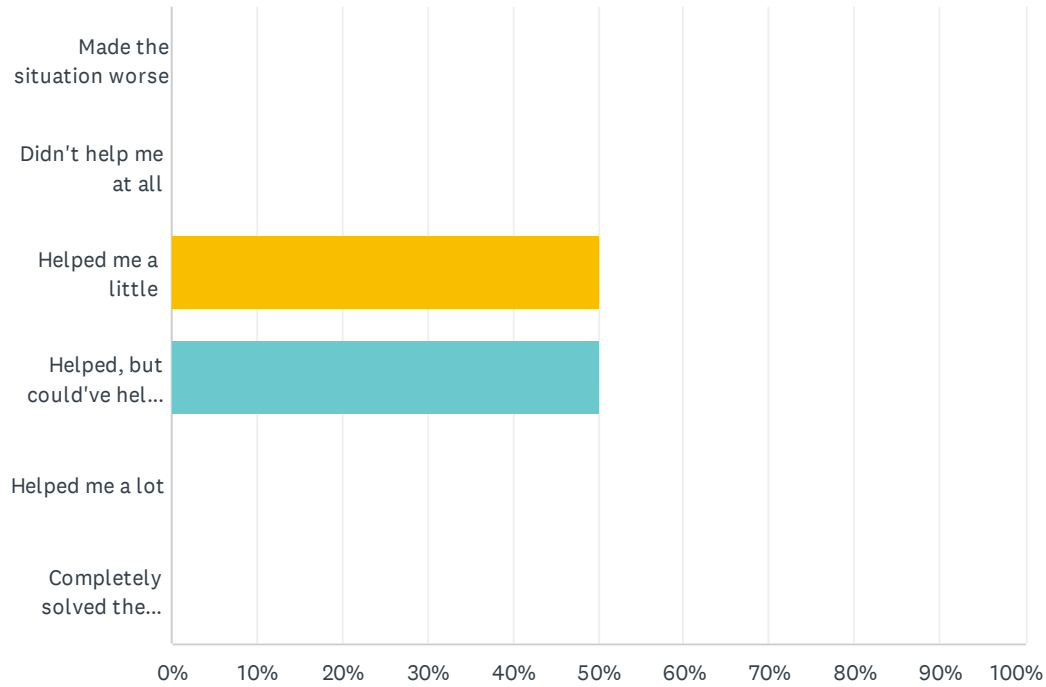
Answered: 3 Skipped: 11



ANSWER CHOICES		RESPONSES	
Yes		66.67%	2
No		33.33%	1
TOTAL			3

Q26 How do you feel your school's procedures helped you deal with the incident?

Answered: 2 Skipped: 12



ANSWER CHOICES	RESPONSES	
Made the situation worse	0.00%	0
Didn't help me at all	0.00%	0
Helped me a little	50.00%	1
Helped, but could've helped more	50.00%	1
Helped me a lot	0.00%	0
Completely solved the problem	0.00%	0
TOTAL		2

Q27 In thinking about the event(s) where you experienced sexual contact without your consent, did your school play a role by (please check all that apply):

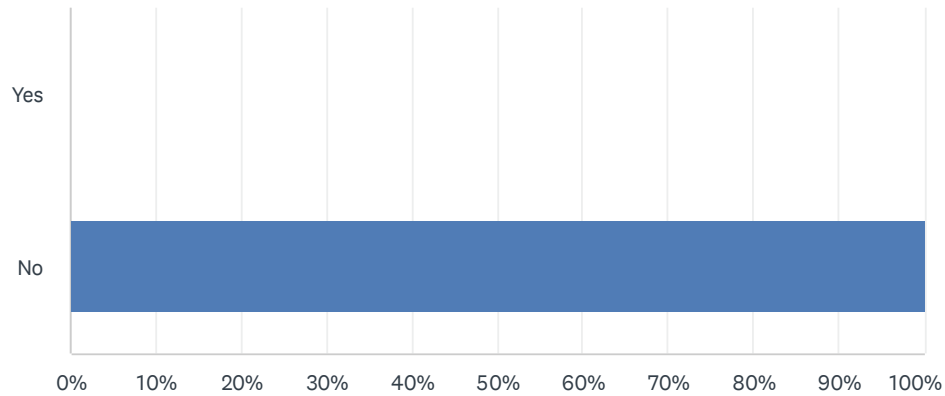
Answered: 0 Skipped: 14

 No matching responses.

ANSWER CHOICES	RESPONSES	
Not taking proactive steps to prevent this type of experience?	0.00%	0
Creating an environment in which this experience seemed more likely to occur?	0.00%	0
Making it difficult to report the experience/s?	0.00%	0
Responding inadequately to the experience/s, if reported?	0.00%	0
Covering up the experience/s?	0.00%	0
Punishing you in some way for this experience (e.g., loss of privileges or status)	0.00%	0
Total Respondents: 0		

Q28 Since the start of this academic year, I have had a friend or acquaintance tell me that they had an unwanted sexual experience that occurred within this academic year.

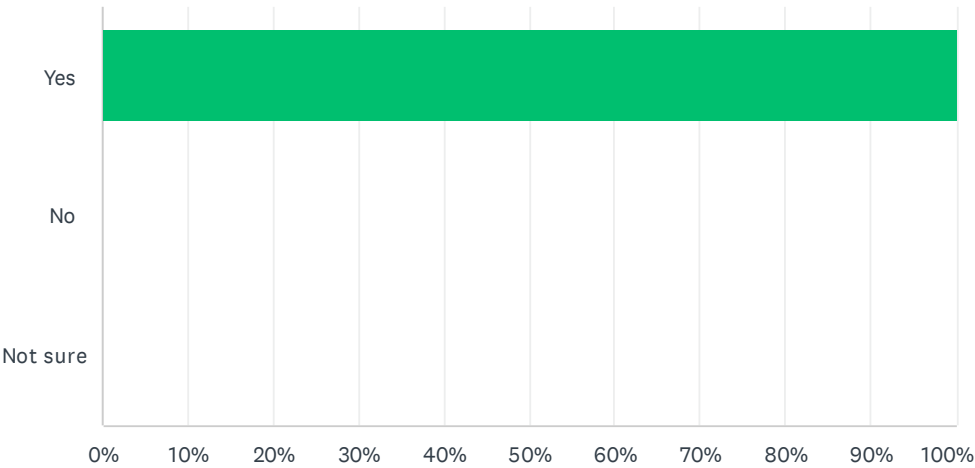
Answered: 10 Skipped: 4



ANSWER CHOICES	RESPONSES	
Yes	0.00%	0
No	100.00%	10
TOTAL		10

Q29 Do you know the definition of sexual assault?

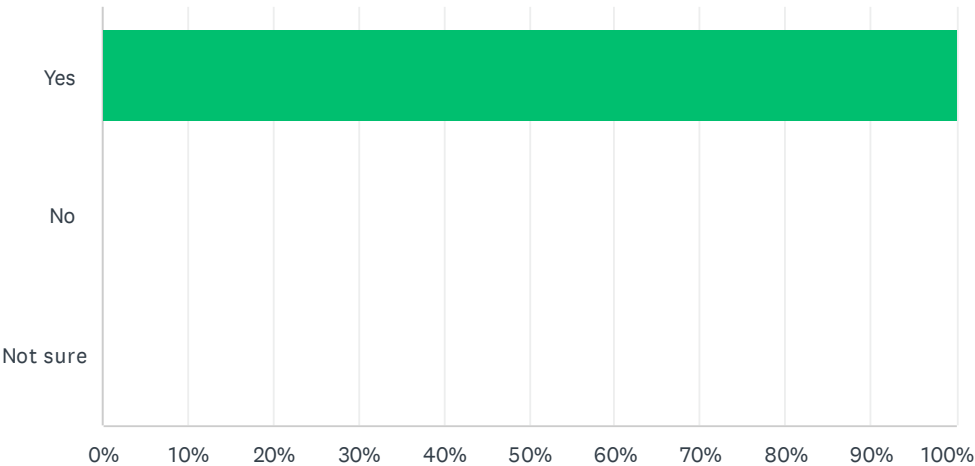
Answered: 10 Skipped: 4



ANSWER CHOICES	RESPONSES	
Yes	100.00%	10
No	0.00%	0
Not sure	0.00%	0
TOTAL		10

Q30 Do you know the definition of affirmative consent?

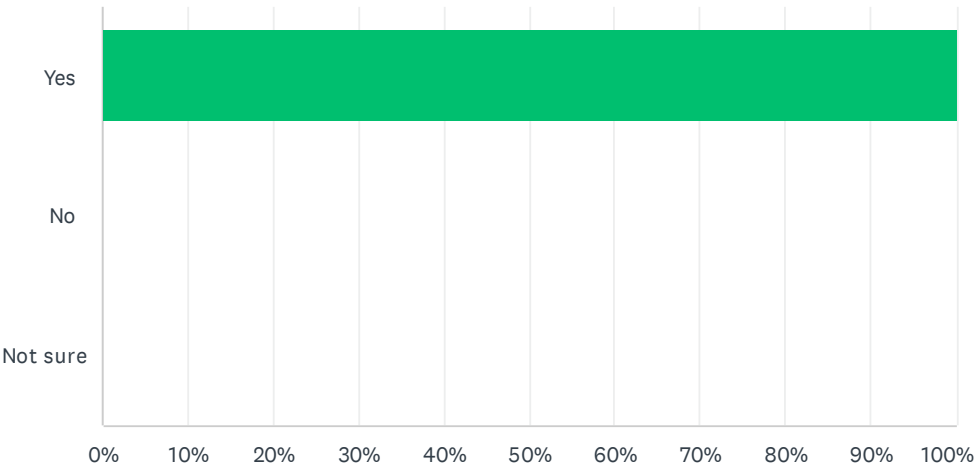
Answered: 10 Skipped: 4



ANSWER CHOICES	RESPONSES	
Yes	100.00%	10
No	0.00%	0
Not sure	0.00%	0
TOTAL		10

Q31 Do you know the definition of sexual harassment?

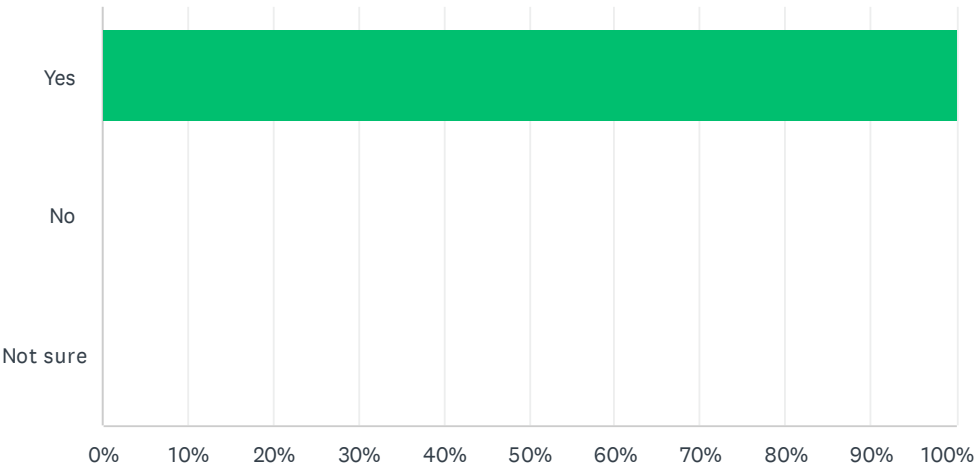
Answered: 10 Skipped: 4



ANSWER CHOICES	RESPONSES	
Yes	100.00%	10
No	0.00%	0
Not sure	0.00%	0
TOTAL		10

Q32 Do you know the definition of gender discrimination?

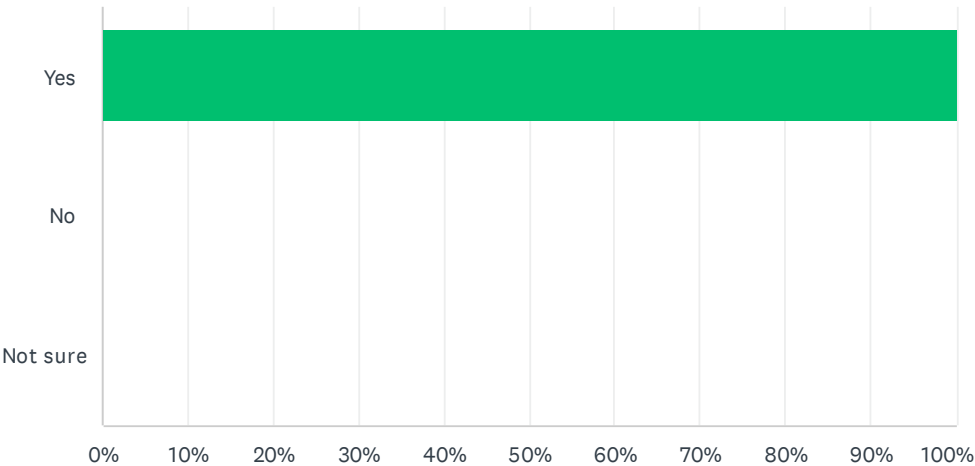
Answered: 10 Skipped: 4



ANSWER CHOICES	RESPONSES	
Yes	100.00%	10
No	0.00%	0
Not sure	0.00%	0
TOTAL		10

Q33 Do you know the definition of gender violence?

Answered: 9 Skipped: 5

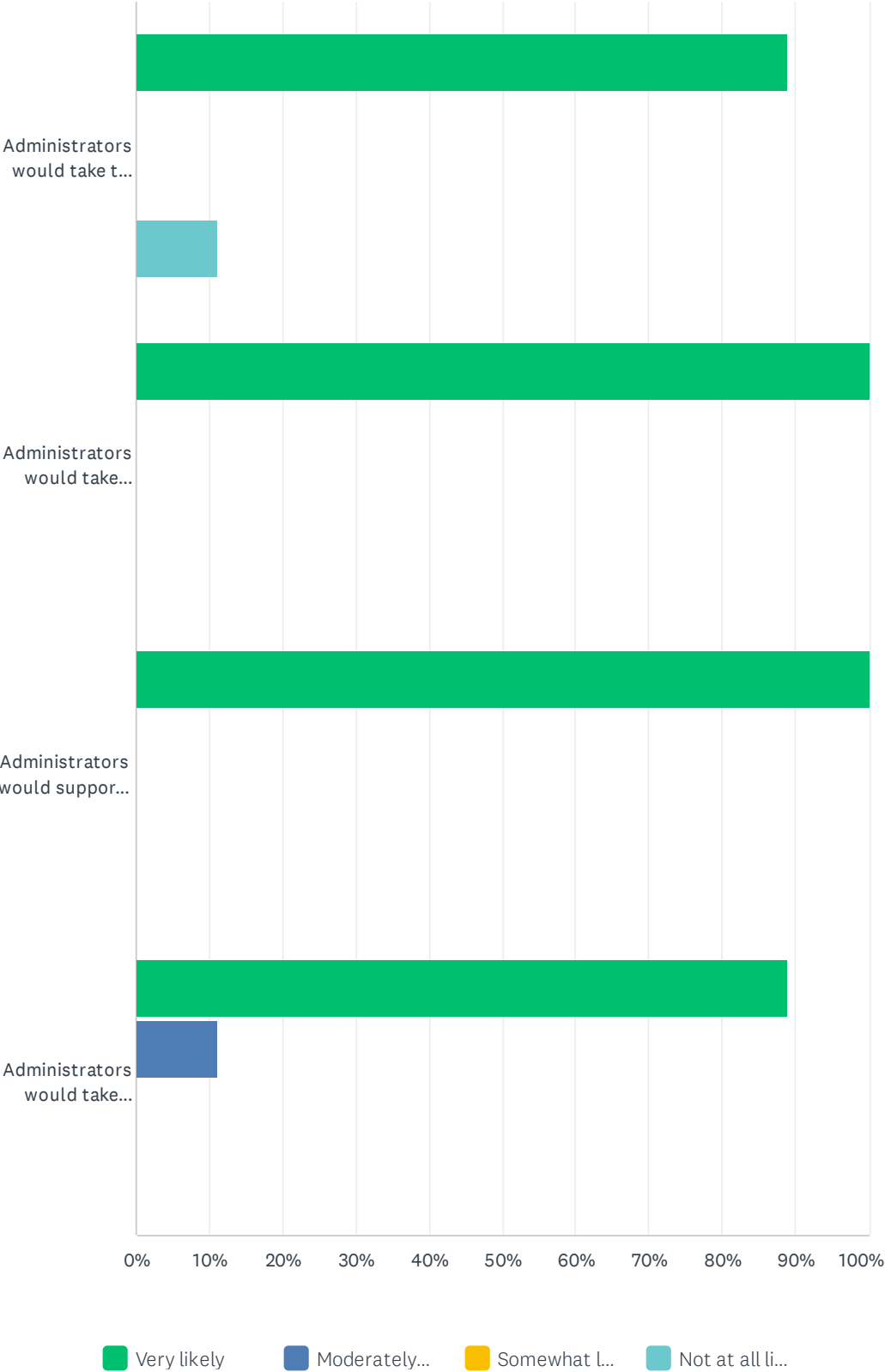


ANSWER CHOICES		RESPONSES	
Yes		100.00%	9
No		0.00%	0
Not sure		0.00%	0
TOTAL			9

Q34 If someone were to report a sexual assault to administrators at your school (e.g., Title IX Coordinator, etc.), how likely is it that:

Answered: 9 Skipped: 5

2023 Climate Survey



2023 Climate Survey

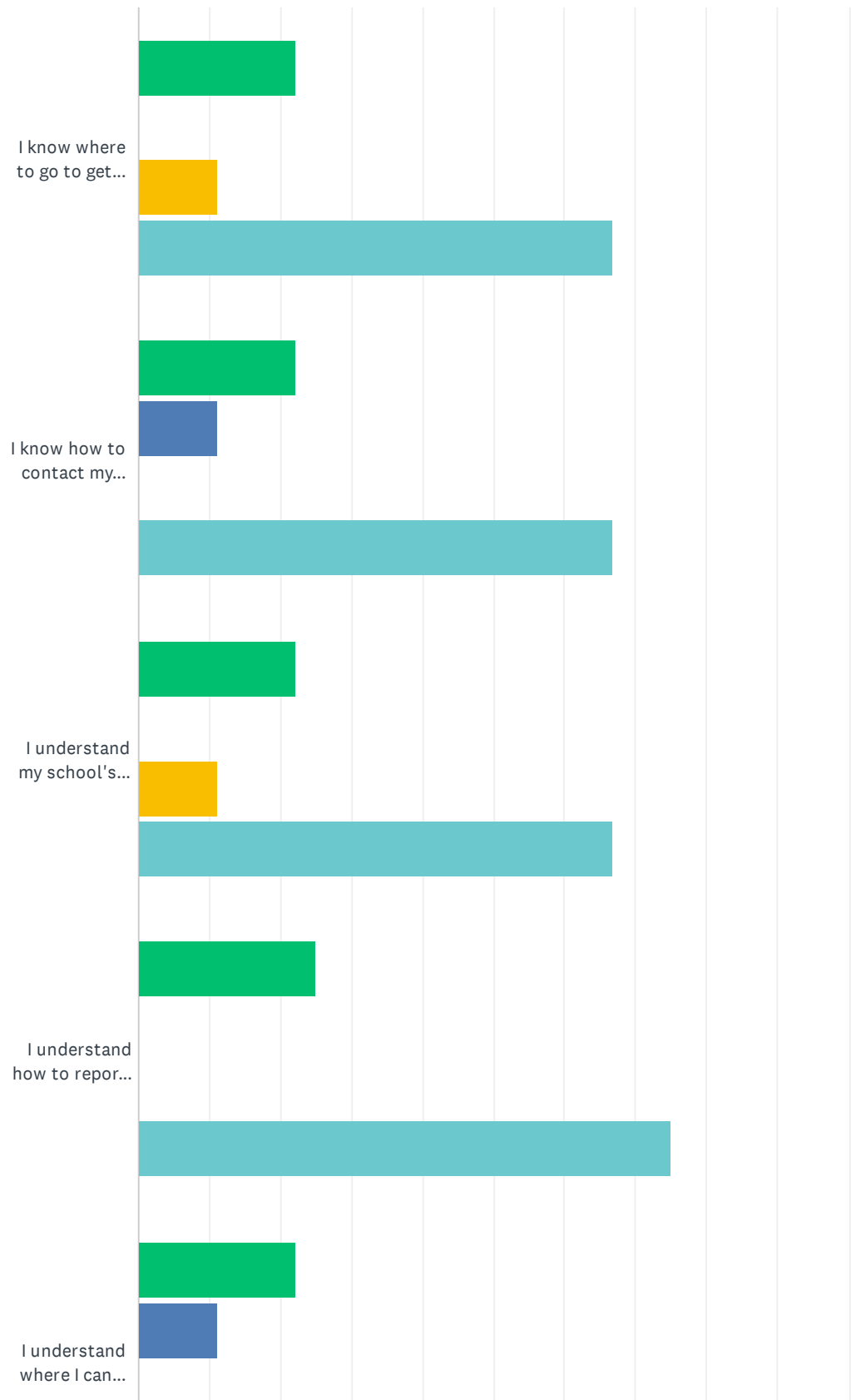
	VERY LIKELY	MODERATELY LIKELY	SOMEWHAT LIKELY	NOT AT ALL LIKELY	TOTAL
Administrators would take the report seriously?	88.89% 8	0.00% 0	0.00% 0	11.11% 1	9
Administrators would take steps to protect the safety of the person making the report?	100.00% 9	0.00% 0	0.00% 0	0.00% 0	9
Administrators would support the person making the report?	100.00% 9	0.00% 0	0.00% 0	0.00% 0	9
Administrators would take corrective action to address factors that may have led to the sexual assault?	88.89% 8	11.11% 1	0.00% 0	0.00% 0	9

Q35 What questions do you still have related to these topics?Please write your response below.

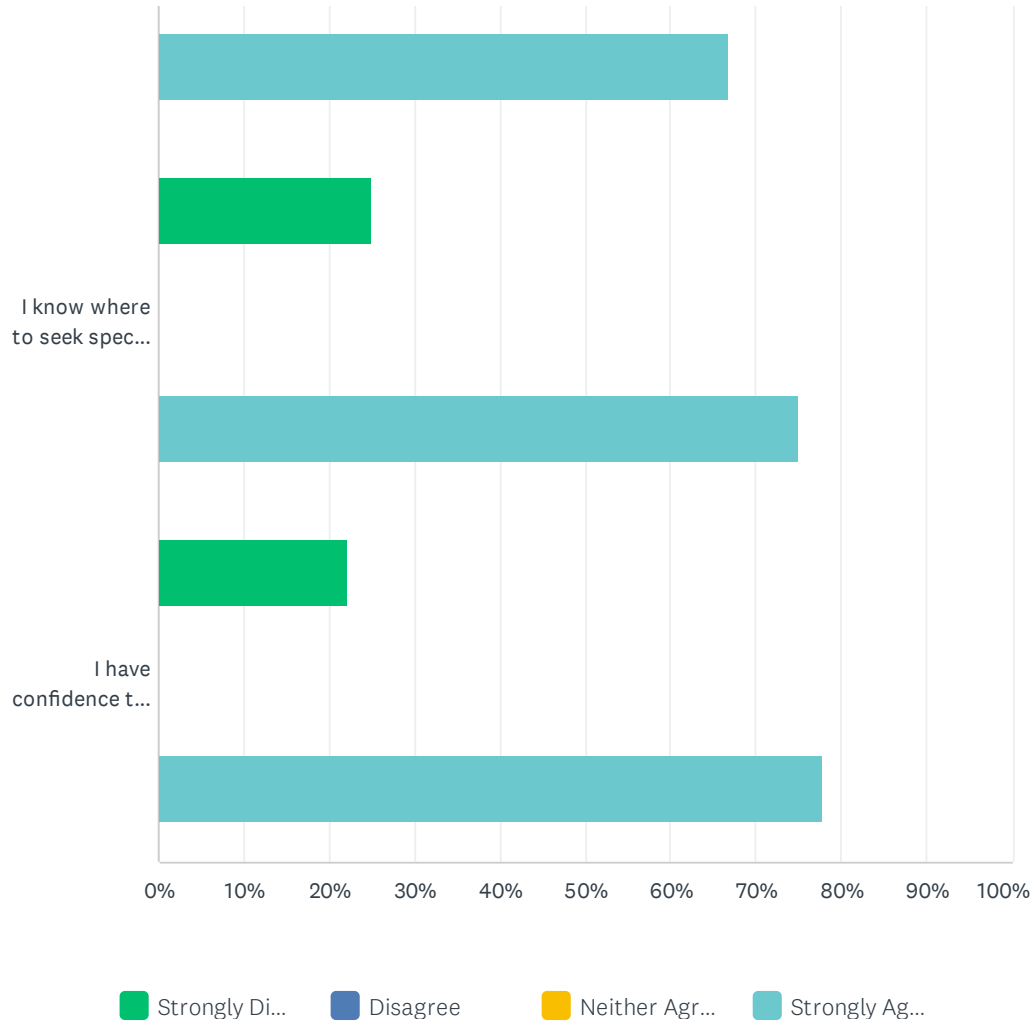
Answered: 0 Skipped: 14

Q36 Please indicate your level of agreement with the following statements:

Answered: 9 Skipped: 5



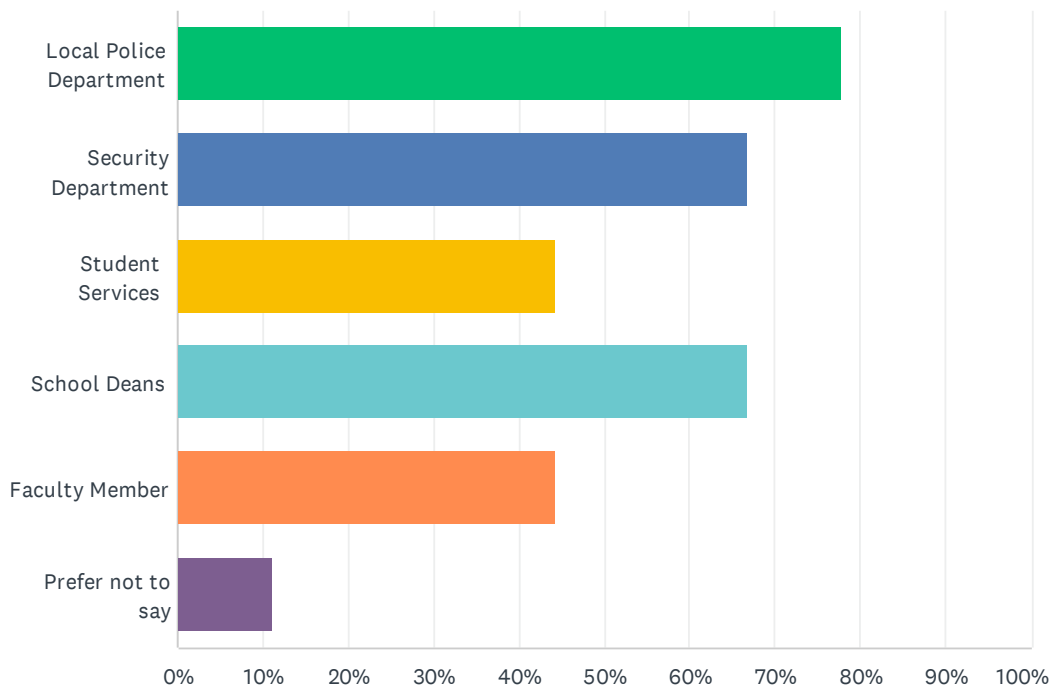
2023 Climate Survey



	STRONGLY DISAGREE	DISAGREE	NEITHER AGREE NOR DISAGREE	STRONGLY AGREE	TOTAL
I know where to go to get help regarding sexual assault at my school.	22.22% 2	0.00% 0	11.11% 1	66.67% 6	9
I know how to contact my school's Title IX Coordinator.	22.22% 2	11.11% 1	0.00% 0	66.67% 6	9
I understand my school's formal procedures to address complaints of sexual assault.	22.22% 2	0.00% 0	11.11% 1	66.67% 6	9
I understand how to report a sexual assault at my school.	25.00% 2	0.00% 0	0.00% 0	75.00% 6	8
I understand where I can find confidential support at my school.	22.22% 2	11.11% 1	0.00% 0	66.67% 6	9
I know where to seek special accommodations at my school (like changing my class schedule) if I was assaulted.	25.00% 2	0.00% 0	0.00% 0	75.00% 6	8
I have confidence that my school's administrators will follow the procedures necessary to address complaints of sexual assault fairly.	22.22% 2	0.00% 0	0.00% 0	77.78% 7	9

Q37 Where would you go to report an incident of sexual misconduct? (please check all that apply)

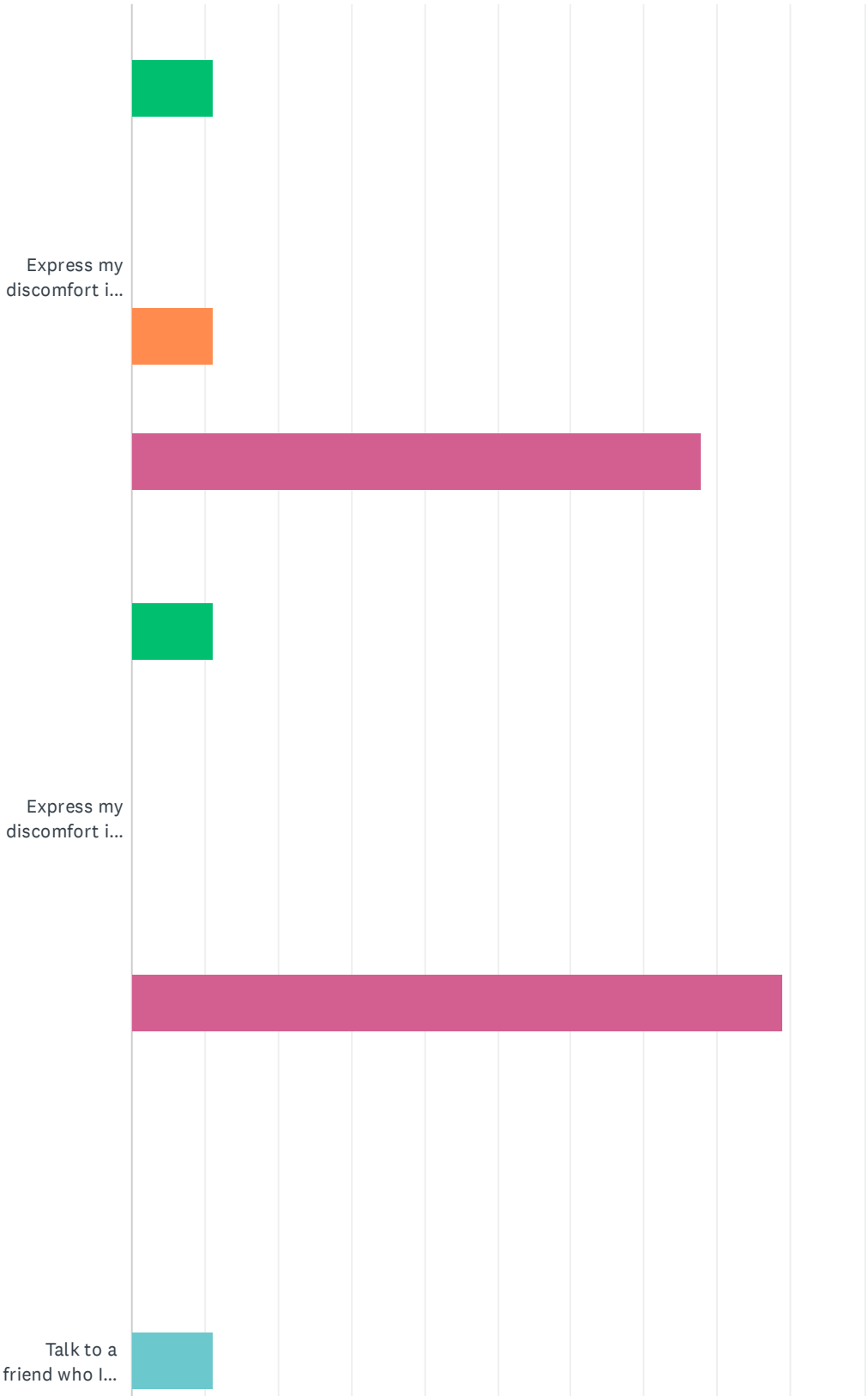
Answered: 9 Skipped: 5



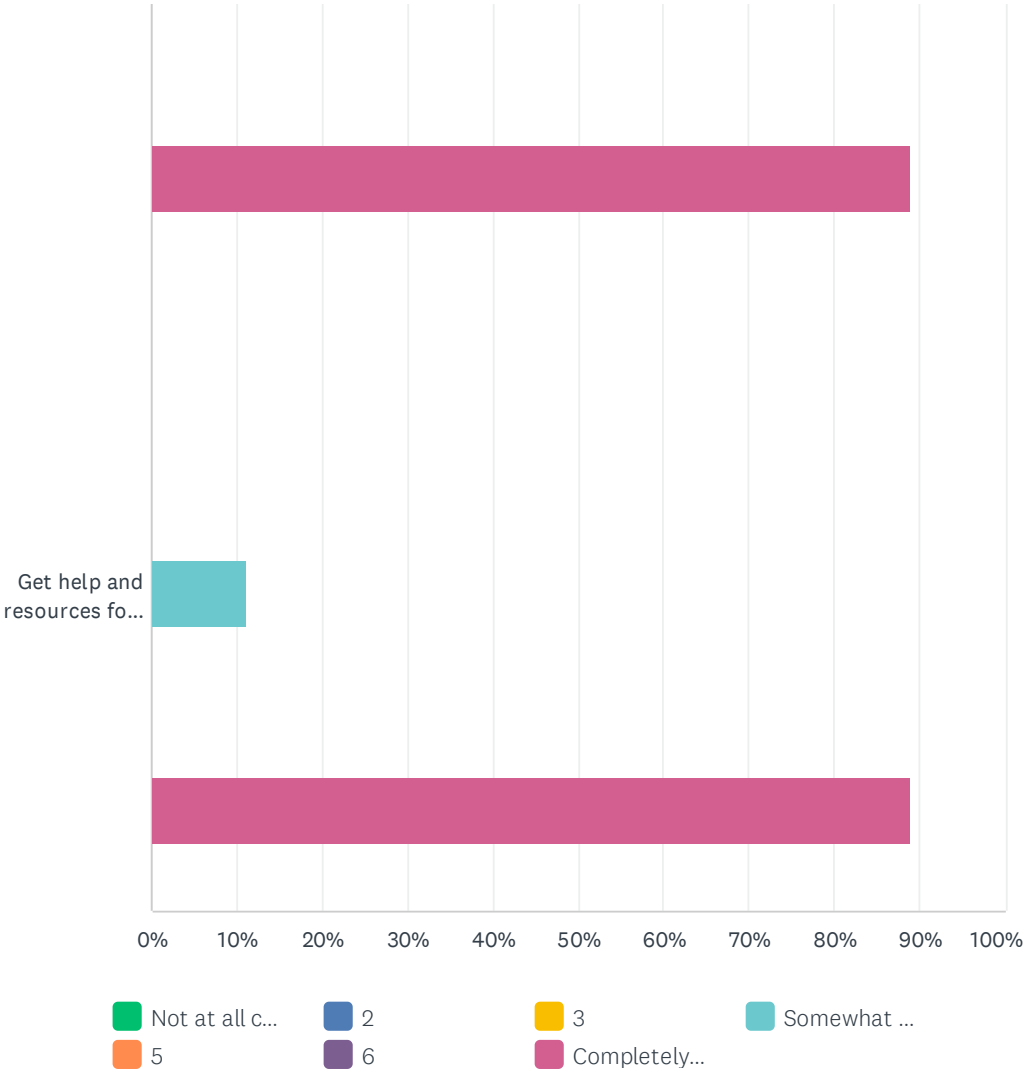
ANSWER CHOICES	RESPONSES	
Local Police Department	77.78%	7
Security Department	66.67%	6
Student Services	44.44%	4
School Deans	66.67%	6
Faculty Member	44.44%	4
Prefer not to say	11.11%	1
Total Respondents: 9		

Q38 Please read each of the following items and indicate how confident you are that you could engage in the described behavior.

Answered: 9 Skipped: 5



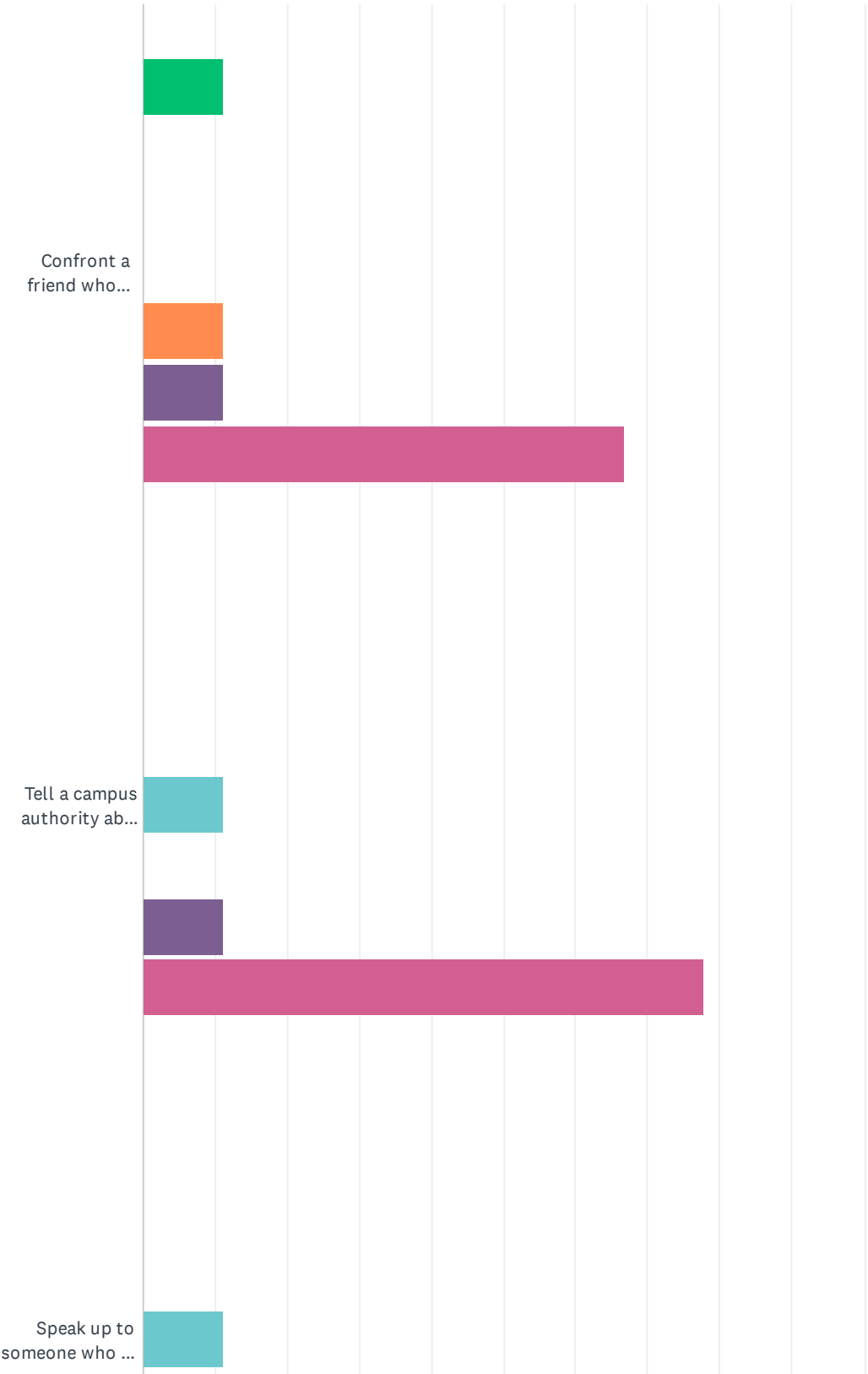
2023 Climate Survey



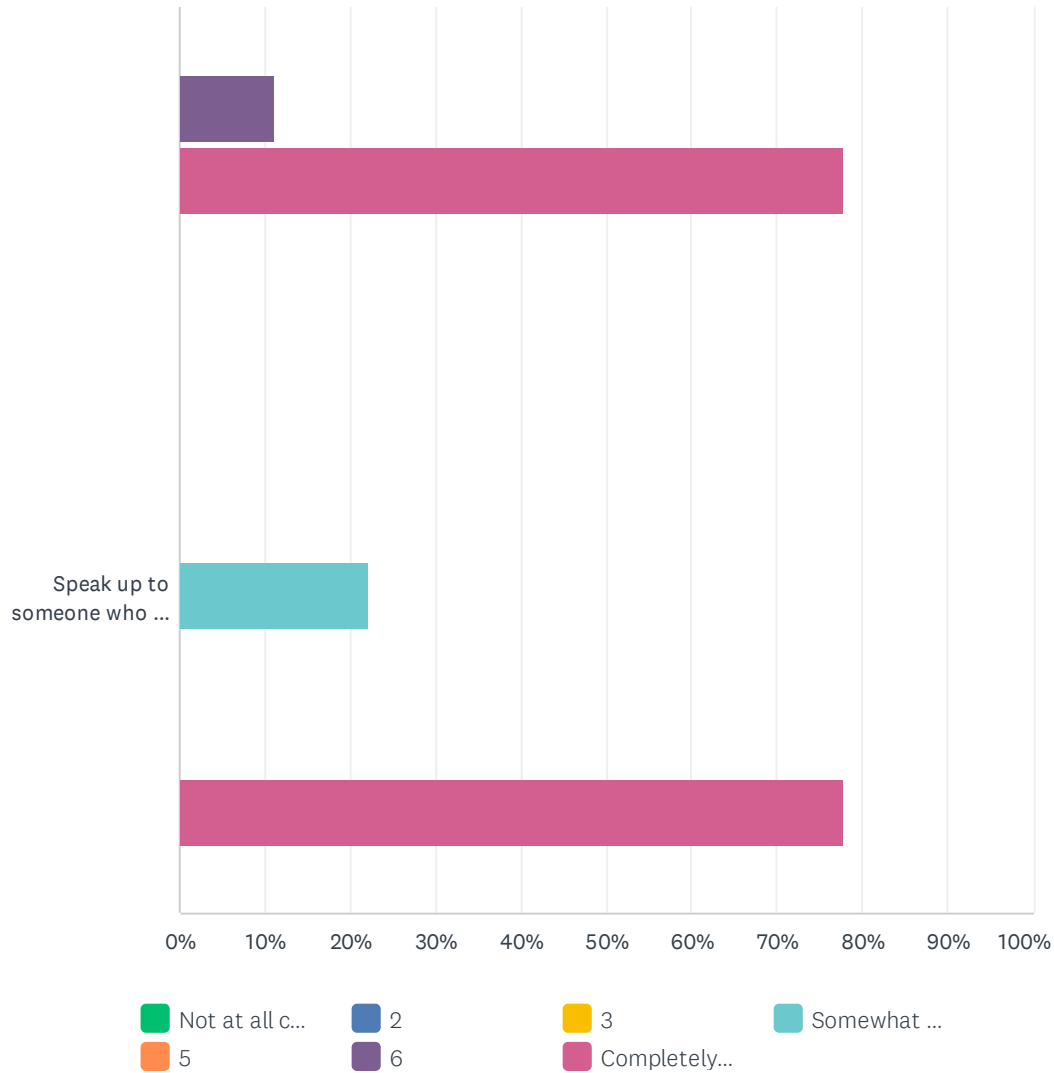
	NOT AT ALL CONFIDENT	2	3	SOMEWHAT CONFIDENT	5	6	COMPLETELY CONFIDENT	TOTAL
Express my discomfort if someone makes a joke about someone's body.	11.11% 1	0.00% 0	0.00% 0	0.00% 0	11.11% 1	0.00% 0	77.78% 7	9
Express my discomfort if someone says that rape victims are to blame for being raped.	11.11% 1	0.00% 0	0.00% 0	0.00% 0	0.00% 0	0.00% 0	88.89% 8	9
Talk to a friend who I suspect is in an abusive relationship.	0.00% 0	0.00% 0	0.00% 0	11.11% 1	0.00% 0	0.00% 0	88.89% 8	9
Get help and resources for a friend who tells me they have been raped.	0.00% 0	0.00% 0	0.00% 0	11.11% 1	0.00% 0	0.00% 0	88.89% 8	9

Q39 Please read each of the following items and indicate how confident you are that you could engage in the described behavior.

Answered: 9 Skipped: 5



2023 Climate Survey

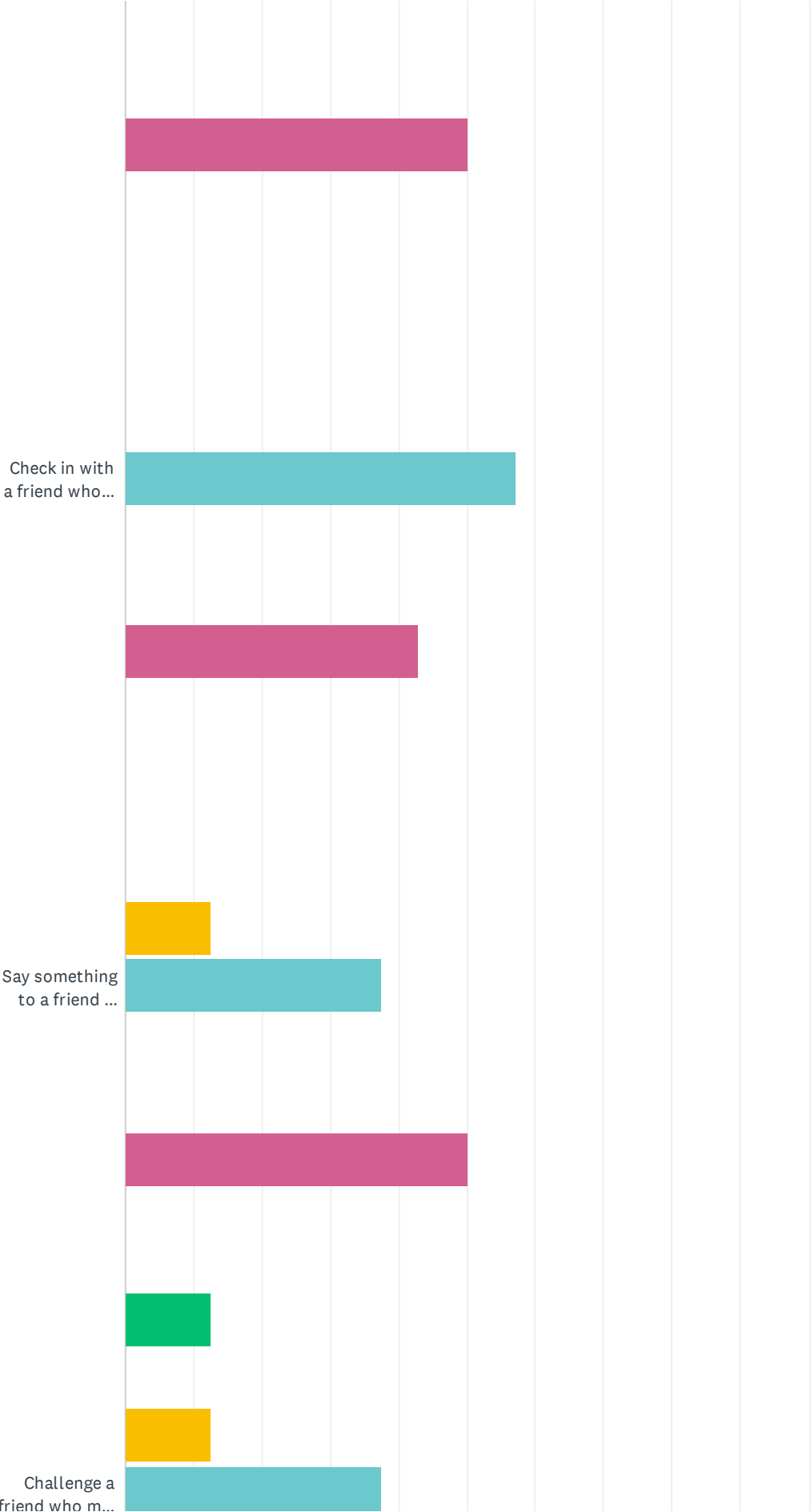


	NOT AT ALL CONFIDENT	2	3	SOMEWHAT CONFIDENT	5	6	COMPLETELY CONFIDENT	TOTAL
Confront a friend who tells me that they had sex with someone who had passed out or didn't give consent.	11.11% 1	0.00% 0	0.00% 0	0.00% 0	11.11% 1	11.11% 1	66.67% 6	9
Tell a campus authority about information I have that might help in a sexual assault case even if pressured by my peers to stay silent.	0.00% 0	0.00% 0	0.00% 0	11.11% 1	0.00% 0	11.11% 1	77.78% 7	9
Speak up to someone who is minimizing or making attempts to excuse having force someone to have sex with them.	0.00% 0	0.00% 0	0.00% 0	11.11% 1	0.00% 0	11.11% 1	77.78% 7	9
Speak up to someone who is minimizing or making attempts to excuse having had sex with someone who was unable to give consent.	0.00% 0	0.00% 0	0.00% 0	22.22% 2	0.00% 0	0.00% 0	77.78% 7	9

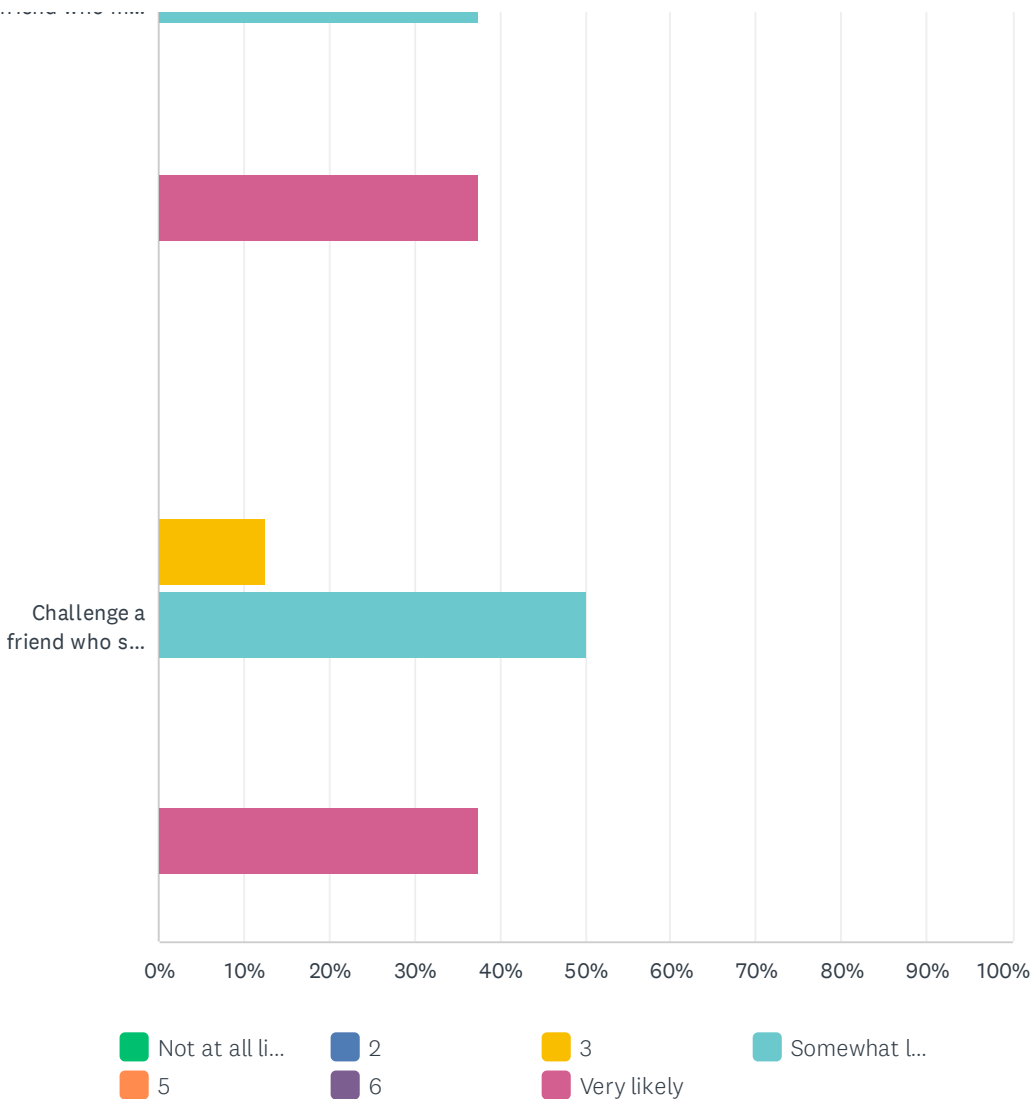
Q40 For the next few questions, based on behavior you have observed, how likely do you think most students at your school would be willing to:

Answered: 8 Skipped: 6





2023 Climate Survey

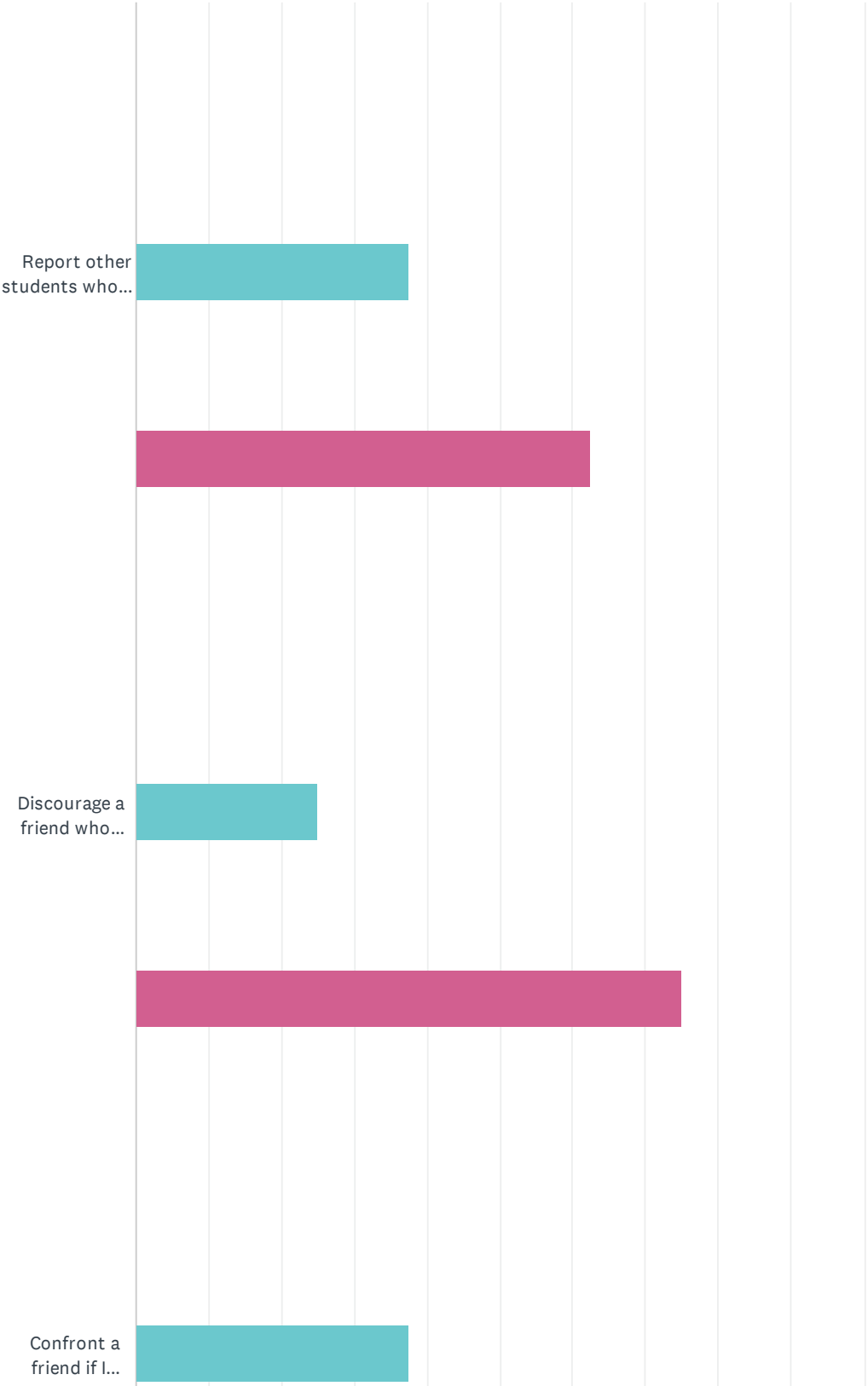


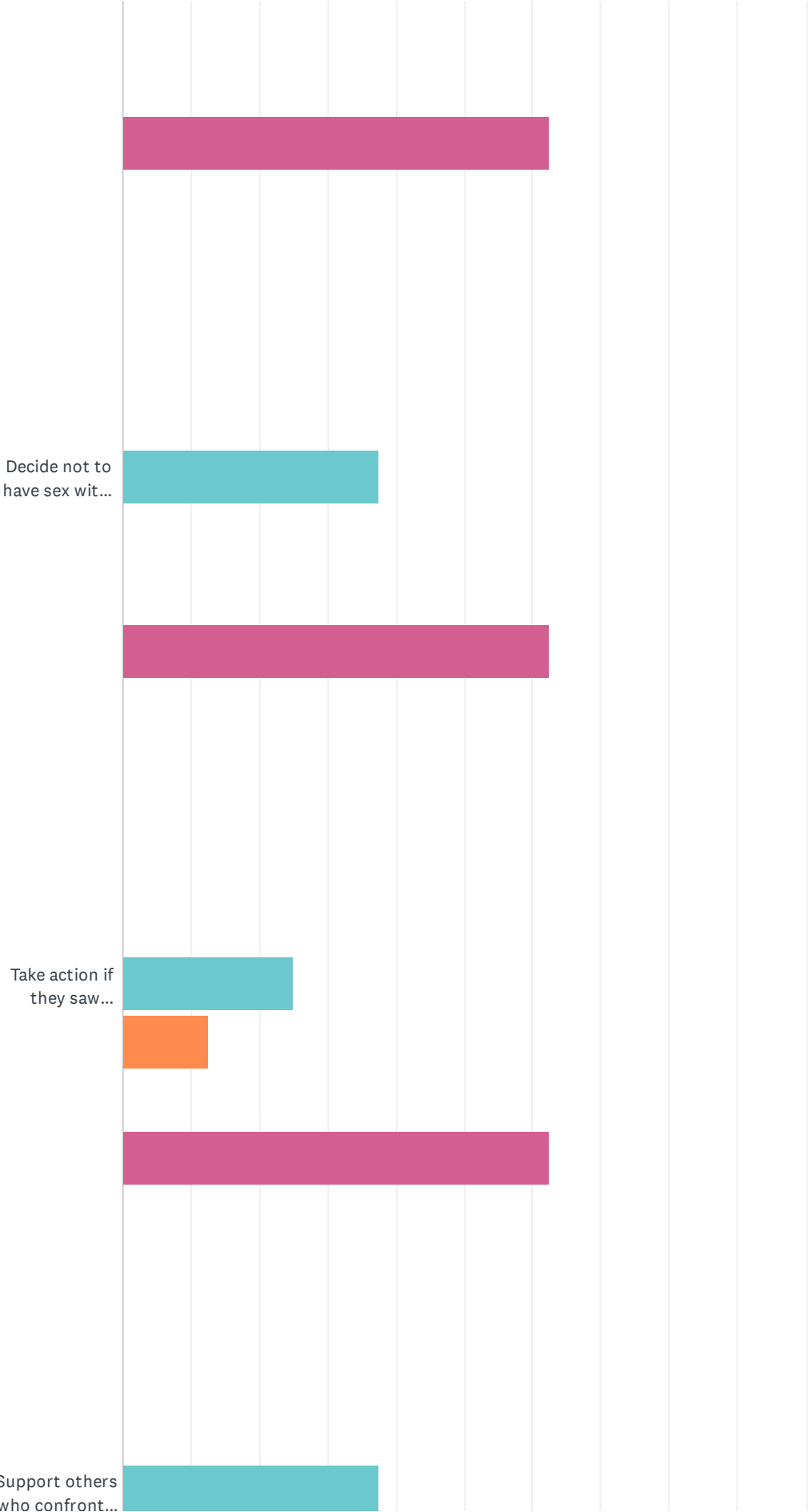
2023 Climate Survey

	NOT AT ALL LIKELY	2	3	SOMEWHAT LIKELY	5	6	VERY LIKELY	TOTAL
Confront other students who make inappropriate or negative sexual comments/gestures about a person.	0.00% 0	0.00% 0	0.00% 0	37.50% 3	0.00% 0	0.00% 0	62.50% 5	8
Ask for verbal consent when they are intimate with their partner, even if they are in a long-term relationship.	0.00% 0	0.00% 0	0.00% 0	37.50% 3	0.00% 0	0.00% 0	62.50% 5	8
Stop sexual activity when asked to, even if they are already sexually aroused.	0.00% 0	0.00% 0	0.00% 0	50.00% 4	0.00% 0	0.00% 0	50.00% 4	8
Check in with a friend who looks drunk when they go to a room with someone else at a party.	0.00% 0	0.00% 0	0.00% 0	57.14% 4	0.00% 0	0.00% 0	42.86% 3	7
Say something to a friend who is taking a drunk person back to their room at a party.	0.00% 0	0.00% 0	12.50% 1	37.50% 3	0.00% 0	0.00% 0	50.00% 4	8
Challenge a friend who made a sexist statement/joke.	12.50% 1	0.00% 0	12.50% 1	37.50% 3	0.00% 0	0.00% 0	37.50% 3	8
Challenge a friend who said something offensive about people who are lesbian, gay, bisexual, or transgender.	0.00% 0	0.00% 0	12.50% 1	50.00% 4	0.00% 0	0.00% 0	37.50% 3	8

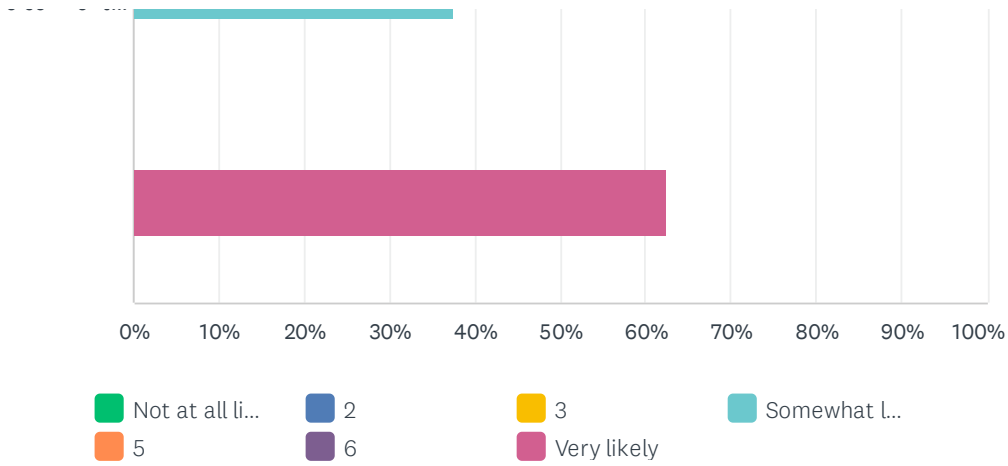
Q41 For the next few questions, based on behavior you have observed, how likely do you think most students at your school would be willing to:

Answered: 8 Skipped: 6





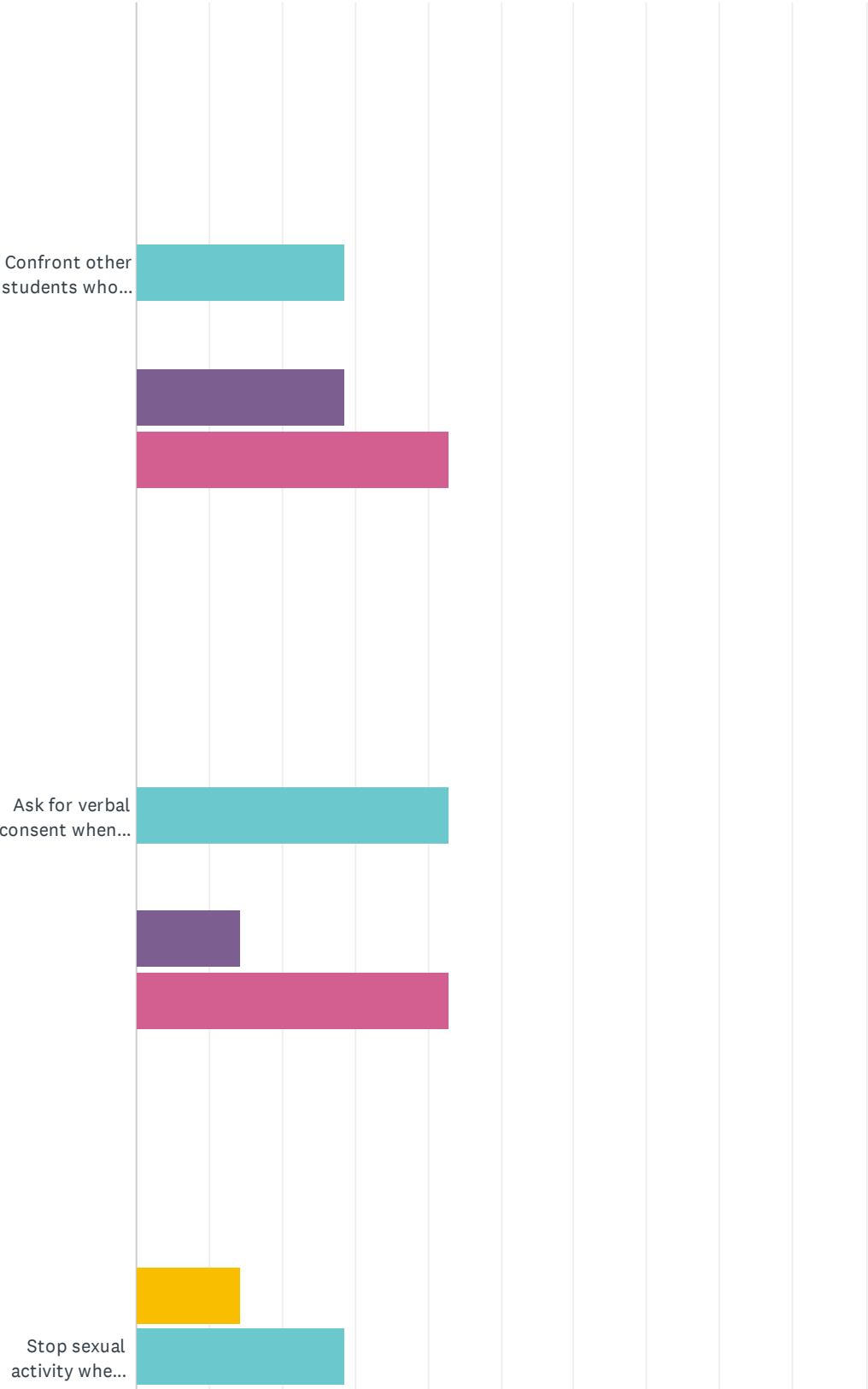
2023 Climate Survey

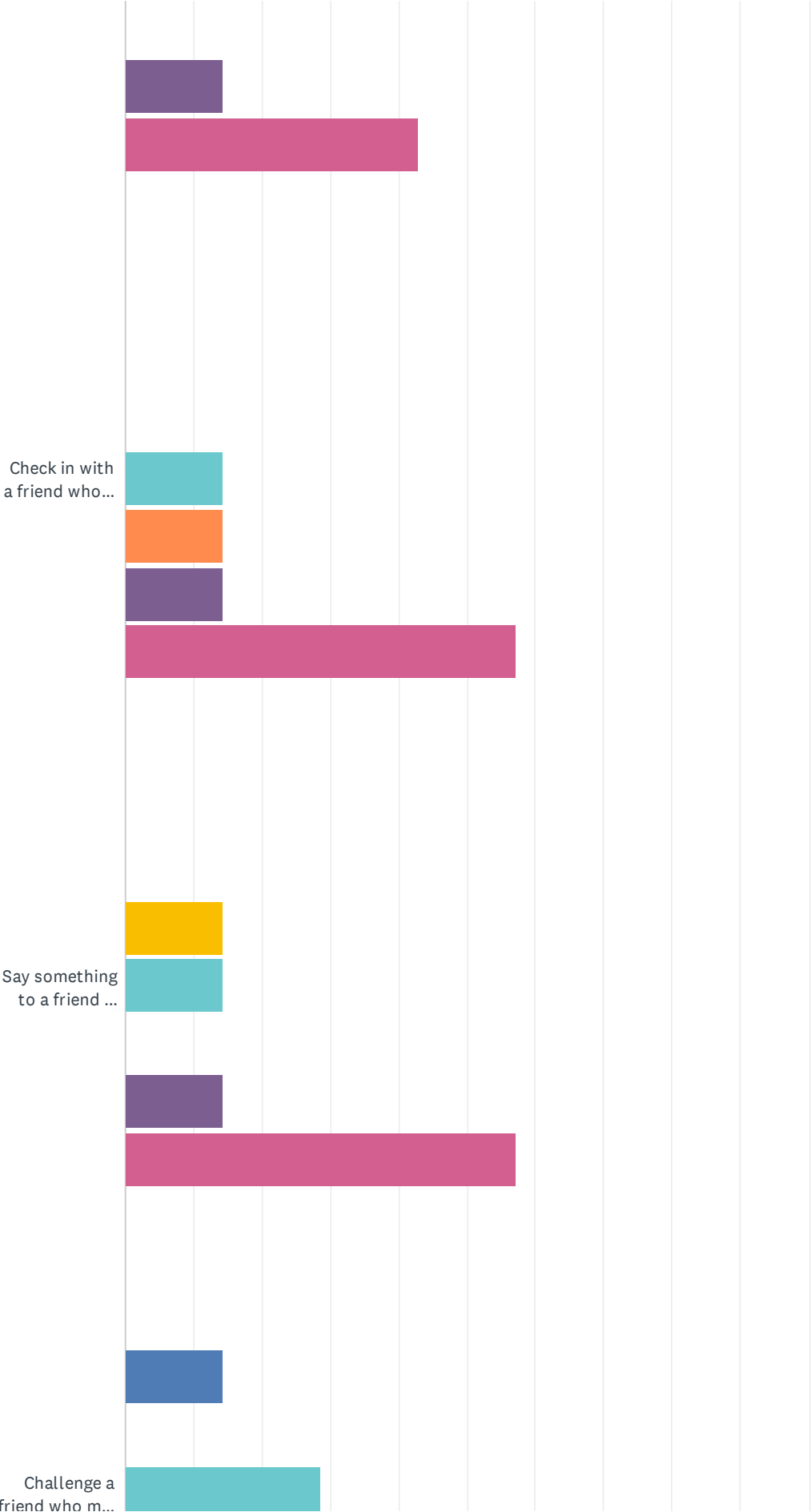


	NOT AT ALL LIKELY	2	3	SOMEWHAT LIKELY	5	6	VERY LIKELY	TOTAL
Report other students who use force or pressure to engage in sexual contact.	0.00% 0	0.00% 0	0.00% 0	37.50% 3	0.00% 0	0.00% 0	62.50% 5	8
Discourage a friend who plans to give someone alcohol to get sex.	0.00% 0	0.00% 0	0.00% 0	25.00% 2	0.00% 0	0.00% 0	75.00% 6	8
Confront a friend if I hear rumors that they forced sex on someone.	0.00% 0	0.00% 0	0.00% 0	37.50% 3	0.00% 0	0.00% 0	62.50% 5	8
Decide not to have sex with a partner if they are drunk.	0.00% 0	0.00% 0	0.00% 0	37.50% 3	0.00% 0	0.00% 0	62.50% 5	8
Take action if they saw someone trying to take advantage of another person sexually.	0.00% 0	0.00% 0	0.00% 0	25.00% 2	12.50% 1	0.00% 0	62.50% 5	8
Support others who confront harmful or problematic behavior.	0.00% 0	0.00% 0	0.00% 0	37.50% 3	0.00% 0	0.00% 0	62.50% 5	8

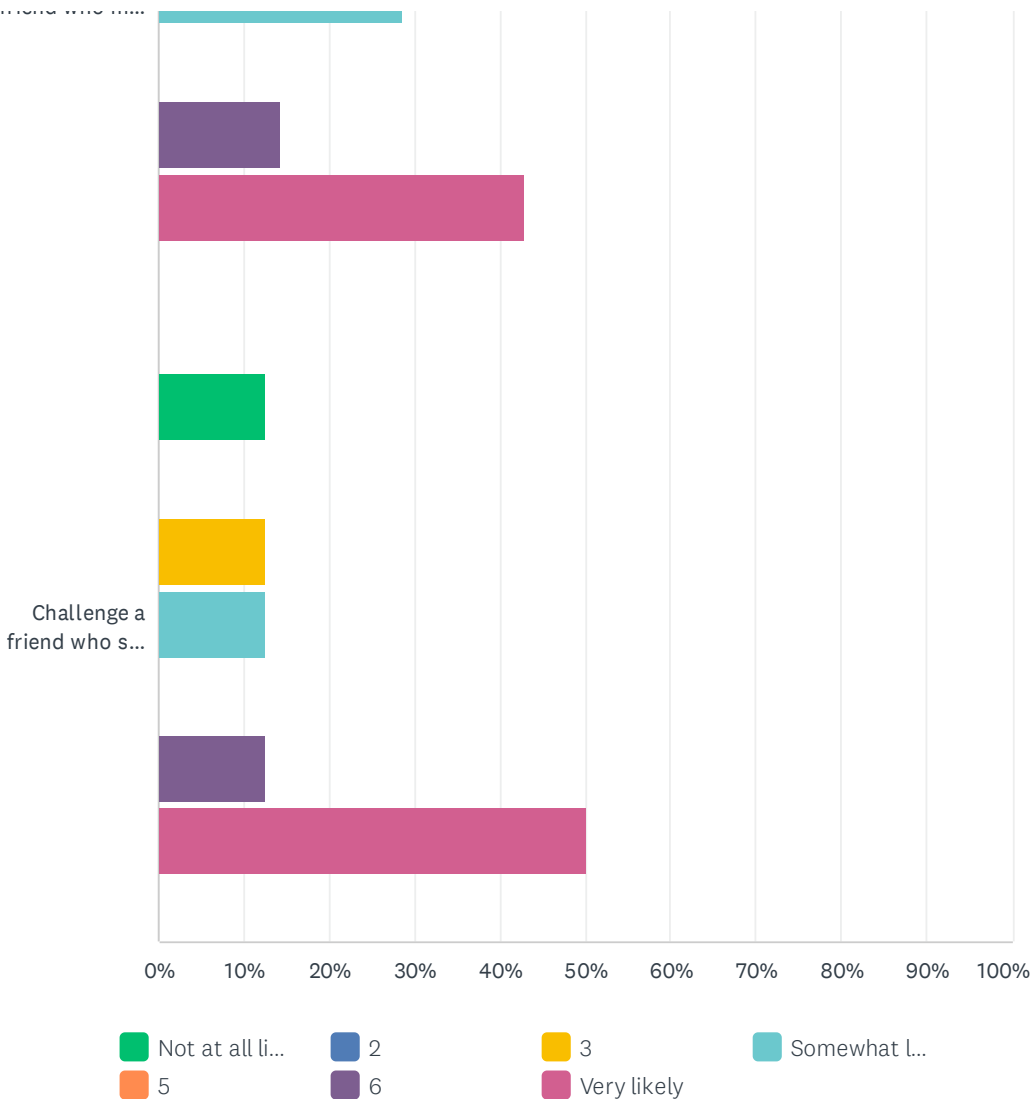
Q42 Please indicate how likely you are to engage in each of the following behaviors:

Answered: 8 Skipped: 6





2023 Climate Survey



2023 Climate Survey

	NOT AT ALL LIKELY	2	3	SOMEWHAT LIKELY	5	6	VERY LIKELY	TOTAL
Confront other students who make inappropriate or negative sexual comments/gestures about a person.	0.00% 0	0.00% 0	0.00% 0	28.57% 2	0.00% 0	28.57% 2	42.86% 3	7
Ask for verbal consent when they are intimate with their partner, even if they are in a long-term relationship.	0.00% 0	0.00% 0	0.00% 0	42.86% 3	0.00% 0	14.29% 1	42.86% 3	7
Stop sexual activity when asked to, even if they are already sexually aroused.	0.00% 0	0.00% 0	14.29% 1	28.57% 2	0.00% 0	14.29% 1	42.86% 3	7
Check in with a friend who looks drunk when they go to a room with someone else at a party.	0.00% 0	0.00% 0	0.00% 0	14.29% 1	14.29% 1	14.29% 1	57.14% 4	7
Say something to a friend who is taking a drunk person back to their room at a party.	0.00% 0	0.00% 0	14.29% 1	14.29% 1	0.00% 0	14.29% 1	57.14% 4	7
Challenge a friend who made a sexist statement/joke.	0.00% 0	14.29% 1	0.00% 0	28.57% 2	0.00% 0	14.29% 1	42.86% 3	7
Challenge a friend who said something offensive about people who are lesbian, gay, bisexual, or transgender.	12.50% 1	0.00% 0	12.50% 1	12.50% 1	0.00% 0	12.50% 1	50.00% 4	8